



Cairns
Stingrays
Swimming Club

2021 long course Preparation Meet

Saturday–Sunday 20th–21st February 2021

Woree Swimming Pool,
Pool Close, Woree

Gates Open: 8:30am

Start: 9:30am

Gate Entry: \$2.00 per day, Non-Competitors
(excludes online booking fee)

Cairns
Stingrays
Swimming Club

Referees

Kathy Hare, Louise Nicholson, Deb Steinhofer, Alice Foote, Simon Hallett, Peter Clark



Welcome to our Swim Meet for the 2020–21 Season.

We hope that you all have a fun filled day and achieve your goals. Thank you to all of you for coming and giving your assistance and making this meet possible for the swimmers.

Swimming carnivals would not be possible without the co-operation of all volunteers who give their time to officiate.

Thanks to the Referees for giving their time generously.

Stingrays Committee



Cairns Stingrays Swimming Club wishes to thank our sponsors for this meet:



**Cairns Barrier Reef
Lions Club Inc.**



SWIM
EFFICIENCY



Warm-Up; Under Coaches supervision

Lanes 2 to 7 are reserved throughout the whole of the warm up period as circle swimming lanes.

Lane 1 and 8 (north end) are reserved throughout the whole of the warm up period for dive sprints and walk backs. Swimmers must clear the lane immediately, and must use caution when doing a Backstroke start.

Participating Clubs

Club name	Code	Female	Male	Athletes	Entries
Atherton SC Inc.	ATHER	2	2	4	14
Cairns Stingrays SC Inc.	SRAYS	28	23	51	254
Cannonvale Cannons SC Inc.	CANVA	0	1	1	9
Central Cairns Swimming Inc.	CENCA	16	6	22	93
Dimbulah SC Inc.	DIMBU	2	3	5	23
Innisfail SC Inc.	INNIS	3	4	7	46
Malanda Aquatic Dragons	MALAN	4	2	6	30
Mareeba SC Inc.	MAREE	6	9	15	71
Marlin Coast SC Inc.	MARLI	9	13	22	132
Mossman Meteors SC Inc.	MOSSM	3	3	6	39
Saints SC Inc.	SAINT	19	11	30	164
TAS Swimming Inc.	TASSC	20	14	34	180
Townsville Tourist Asc Inc.	TSVTO	1	0	1	5
Tully SC Inc.	TULLY	2	4	6	29
University of Queensland SC	UQSC	0	1	1	2
TOTAL	15	115	96	211	1091

Photography Policy

Cairns Stingrays welcomes the proper use of cameras at the venue. In nominating for this meet, swimmers agree that they may be photographed and that images may be used in publications, including but not restricted to, FNQ and Swimming Club websites or social media sites. Under no circumstances must photos / videos be taken in the change rooms.



Ronald
McDonald
Family
Retreat®



Timekeeping Allocations

Refer to the tables below for Club lane allocations. Thank you to all clubs for giving your time generously; if any problems arise, please don't hesitate to bring this to our attention.

Lane Allocation

Lane 1	Lane 2	Lane 3	Lane 4	Lane 5	Lane 6	Lane 7	Lane 8
SRAYS	MARLIN	MAREEBA	TAS	SAINTS	CENTRAL	TAS	SAINTS
SRAYS	MARLIN	MAREEBA	TAS	SAINTS	CENTRAL	TAS	SAINTS



Meet Mobile

**Swimmers, fans,
and coaches!**

Keep track of meets from the palm of your hand, no matter where you are.

Follow your favourite swimmers & teams

Flag swimmers and/or teams as 'favourites' and then easily filter down to see both completed results and upcoming schedule.

Used by more than a million Swimmers, Fans & Coaches



COVID-19 PRESCRIBED CLUBS SEATING PLAN

This may be subject to change based on accommodating actual numbers on the day, or weather considerations



ENTRANCE

Ticket ordering links

SATURDAY 20th

Ticket link for swimmers



2021 Long Course Preparation Meet
Sat-Sun 20th-21st February 2021

LOCATION:

Woree Sports & Aquatic Centre
1 Pool Close, Woree QLD 4870

SUNDAY 21st

Ticket link for swimmers



2021 Long Course Preparation Meet
Sat-Sun 20th-21st February 2021

LOCATION:

Woree Sports & Aquatic Centre
1 Pool Close, Woree QLD 4870

Ticket link for parents



2021 Long Course Preparation Meet
Sat-Sun 20th-21st February 2021

LOCATION:

Woree Sports & Aquatic Centre
1 Pool Close, Woree QLD 4870

Ticket link for parents



2021 Long Course Preparation Meet
Sat-Sun 20th-21st February 2021

LOCATION:

Woree Sports & Aquatic Centre
1 Pool Close, Woree QLD 4870

Ticket link for coaches & officials



2021 Long Course Preparation Meet
Sat-Sun 20th-21st February 2021

LOCATION:

Woree Sports & Aquatic Centre
1 Pool Close, Woree QLD 4870

Ticket link for coaches & officials



2021 Long Course Preparation Meet
Sat-Sun 20th-21st February 2021

LOCATION:

Woree Sports & Aquatic Centre
1 Pool Close, Woree QLD 4870

Click on the panel for your preferred ticket category - this will take you to the online booking area to obtain your ticket/s.

This ticket reserving system is necessary for Covid tracing.

COVID-19 Club Meet Information for Attendees

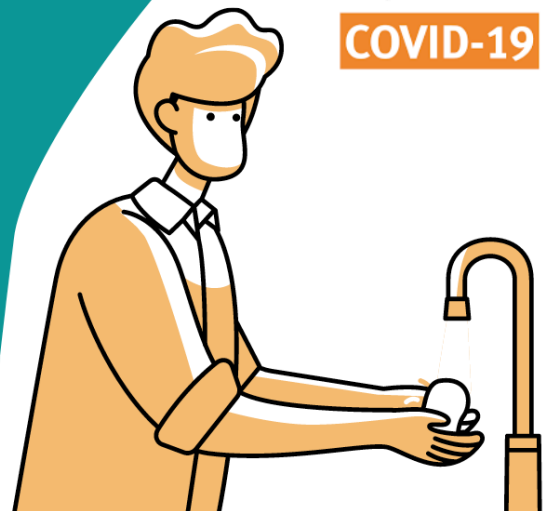
PHYSICAL DISTANCING & HYGIENE

Physical distancing must be observed **during the event.** **Anyone not doing the right thing** will be removed.

All attendees **have a level of responsibility** to follow all instructions and restrictions **when attending events.** This includes providing contact details, assuring they are well and practising good hygiene.

Managers and coaches, **ensure your members are seated in the correct area & distancing accordingly.**

Unite 
against
COVID-19



COVID-19 Club Meet Information for Attendees

GROUP MANAGEMENT & CONTACT TRACING

Host clubs **will have** Event Site Maps **that** clearly show **defined areas/spaces and flow in and around the venue.**

Each Club 'group' will be assigned **a** defined area/space **showing clearly** where **they are to be** seated during the meet.

Upon arrival and departure, all attendees must provide **their details.**



COVID-19 Terms and Conditions of Entry and Attendance at Events

All attendees **will be** required to read **these** Terms and Conditions **and the** Meet Information **BEFORE** nominating **for, or attending the event.**


Nominating **for, or attending the event** confirms your acceptance **of these** Terms and Conditions.

Read, understand and agree to comply with
'Meet Information for Attendees'

Read, understand and agree to comply with
'COVID-19 Terms and Conditions'

IMPORTANT: Routine inspections of events may be conducted with both Queensland Health and Queensland Police Service able to issue on-the-spot infringements for individuals and organisations for non-compliance with Public Health Directions.

Unite 
against
COVID-19



**2021 long course
Preparation
Meet incorporating
Junior Carnival**

Saturday & Sunday, 20th & 21st February 2021
Woree Sports & Aquatic Centre, Pool Close, Woree

Saturday

SESSION 1: 8:30am for a 9:30am START

M	F	Distance	Age	Stroke
1	2	1500	11&O	Freestyle
3	4	50	10&O	Butterfly
5	6	100	10&O	Freestyle
7	8	200	11&O	Backstroke
9	10	50	10&O	Breaststroke

30 min break

SESSION 2: SATURDAY

M	F	Distance	Age	Stroke
11	12	400	11&O	Ind Medley
13	14	50	10&O	Backstroke
15	16	100	10&O	Butterfly
17	18	200	11&O	Breaststroke
19	20	200	Open	Medley Relay



Please refer to the second page for Conditions of Entry:

Sunday

SESSION 3 (Junior Carnival): 8:30am for a 9:30am START

M	F	Distance	Age	Stroke
21	22	25	8&U *	Backstroke
23	24	50	8-9 *	Backstroke
25	26	25	8&U *	Butterfly
27	28	50	8-9 *	Butterfly
29	30	25	8&U *	Breaststroke
31	32	50	8-9 *	Breaststroke
33	34	25	8&U *	Freestyle
35	36	50	8&O *	Freestyle
37	38	800	11&O	Freestyle

* 8 year olds cannot swim both 25 and 50 of the same stroke

30 min break (if schedule permits)

SESSION 4: SUNDAY

M	F	Distance	Age	Stroke
39	40	50	FINAL	Free Gift 9, 10, 11, 12, 13, 14, 15 & 16&O (8 Lanes)
41	42	200	10&O	Ind Medley
43	44	100	10&O	Breaststroke
45	46	200	11&O	Freestyle
47	48	100	10&O	Backstroke
49	50	200	11&O	Butterfly
51	52	400	11&O	Freestyle
53	54	200	Open	Freestyle Relay



Please Read the Conditions of Entry

1. Age will be as at: 20 February 2021
2. All competitors must be a registered member of an affiliated SAL club or a visiting member of a FINA registered nation.
3. Rules will be the FINA rules and the By-Laws of Swimming Australia (SAL) and Swimming Queensland (SQ), competition will be under the direction of the Race Referee at all times. Any protests are to be in writing accompanied by a \$100 fee and lodged with the Race Referee within 30 minutes of the completion of the event.
4. 8yrs & Under can enter 25m Rule Tolerances Swims or 8 & Over swims, NOT BOTH.
5. Results will be multi aged 8 years to 16 years & Over.
6. NO AWARDS - this is your last chance to get your times for FNQ LC Champs.
7. * The fastest swimmer in 50m Free in the ages 9 yrs, 10yrs, 11yrs, 12yrs, 13yrs, 14yrs, 15yrs and 16 & O, for male and females, will be eligible to compete in the 50m FINAL. The CAIRNS STINGRAYS GIFT proudly sponsored by Woree Sports and Aquatic. The finals will be handicapped based on their 50m Free time recorded at this meet with the winners of the male and female Finals receiving \$50 First prize, \$30 Second prize and \$20 Third prize.
8. In nominating for this Meet, swimmers agree that they may be photographed and that their image may be used in publications, websites or social media sites.
9. All clubs will be notified of their time keeping duties in the final program. Time keeping positions will be allocated on the basis of the number of swimmers nominated from club entries.

All individual events will be by online nominations using the link provided on the FNQ Swimming website.

Nominations close on Friday 12 February 2021 @ 11.59pm

NO LATE NOMINATIONS WILL BE ACCEPTED.

Relay nominations will be accepted on the day and must be advised in the lunch break. More than one team per club is acceptable.

A small number of programmes will be available at the door for \$2.00 and also available to download from Cairns Stingrays website and the FNQ website.

NOMINATIONS: (excluding online surcharge)

8 Yrs & U 25 m events: \$2.00 per event

All other individual events: \$5.00 per event

Relay nominations: FREE

Gate entry is \$2.00 for adults per day. Coaches, swimmers and children are free.








Photography Policy

In nominating for this meet, swimmers agree that they may be photographed and that images may be used in publications, including but not restricted to, FNQ and Swimming Club websites or social media sites.



**SUPPORTING
OUR LOCAL
COMMUNITY**





Menu



contactless
EFTPOS
available

Bacon & Egg Wraps \$5

Pasta Bolognese \$5

Vegetable Lasagne \$5

Tuna Bake \$5

Caesar Salad \$5

Caesar Salad w. Chicken \$7

Toasties:

Ham & Cheese \$4

Cheese \$2.50

Sushi: Tuna/Chicken/Vege \$4

Fruit Salad \$4

with Greek Yoghurt \$4.50

*Coffee, drinks, ice-creams, lollies and chips
are available from the kiosk*

2021 Cairns Stingrays LC Preparation Meet - 20/02/2021 to 21/02/2021

Meet Program

Event 1 Boys 11 & Over 1500 LC Meter Freestyle

Lane	Name	Age	Team	Seed Time
------	------	-----	------	-----------

Heat 1 of 1 Finals

3	Brown, Oscar	13	Marlin Coast	19:52.39
---	--------------	----	--------------	----------

Event 2 Girls 11 & Over 1500 LC Meter Freestyle

Lane	Name	Age	Team	Seed Time
------	------	-----	------	-----------

Heat 1 of 1 Finals

5	Maszak, Naomi	16	Tas Swimming	21:39.15
6	Johnson, Rochelle	12	Mossman SC	NT

Event 3 Boys 10 & Over 50 LC Meter Butterfly

Lane	Name	Age	Team	Seed Time
------	------	-----	------	-----------

Heat 1 of 6 Finals

1	Hallett, Owen	16	Stingrays	31.94
2	Oguchi, Takeru	14	Tas Swimming	30.87
3	Tutu, Daejahn	16	Central Cairns	29.50
4	Orchard, Edward	18	Stingrays	28.33
5	Chen, Thomas	16	Tas Swimming	29.27
6	Foote, Adam	20	Stingrays	30.27
7	Lloyd, Connor	17	Stingrays	30.92
8	Young, Steven	14	Mareeba	32.45

Heat 2 of 6 Finals

1	Kelleher, Dean	13	Innisfail	34.73
2	Miller, Cayde	13	Dimbulah	34.52
3	Turnbull, Joel	15	Stingrays	33.29
4	Foote, Daniel	15	Stingrays	32.49
5	Riordan, Flynn	17	Stingrays	32.90
6	Mitchell, Nate	14	Dimbulah	33.95
7	D'Andrea, Ashley	15	Saints	34.71
8	Worth, Baylee	15	Innisfail	35.52

Heat 3 of 6 Finals

1	Chohan, Shaan	14	Mareeba	39.26
2	Ryan, Ashton	12	Mossman SC	38.59
3	Turnbull, Nathan	13	Tas Swimming	37.97
4	Lockyer, Logan	11	Saints	36.00
5	Rowbotham, Matthew	11	Saints	37.05
6	Stevens, Logan	12	Marlin Coast	38.06
7	Murray, Taj	13	Cannonvale	38.91
8	Milne, Nate	14	Stingrays	40.11

Heat 4 of 6 Finals

1	Young, Reuben	11	Mareeba	49.27
2	Winter, Toby	11	Stingrays	45.02
3	Neilan, Kyle	15	Marlin Coast	41.00
4	Worth, Kodi	13	Innisfail	40.18
5	Dutton, Austin	12	Marlin Coast	40.55
6	Eade, David	21	Mareeba	45.00
7	Finlay, Fraser	11	Marlin Coast	45.12
8	Cerutti, Luke	11	Saints	49.29

Heat 5 of 6 Finals

1	Beck, Hayden	10	Stingrays	1:00.06
2	Turnbull, Noah	10	Tas Swimming	58.31
3	Quinlan, Ashlan	11	Mareeba	52.03
4	Quabba, Liam	10	Tully	49.39
5	Molford, Mark	11	Stingrays	49.88
6	Ganzevles, Biem	10	Stingrays	55.99
7	Robertson, Dylan	10	Saints	59.17

Heat 6 of 6 Finals

3	Johnson, Tyler	10	Mossman SC	NT
4	De Carlo, Raiden	10	Mossman SC	1:10.65
5	Sichter, Cooper	11	Tully	NT

Event 4 Girls 10 & Over 50 LC Meter Butterfly

Lane	Name	Age	Team	Seed Time
------	------	-----	------	-----------

Heat 1 of 7 Finals

1	Millar, Kelsie	13	Malanda	32.89
2	Leighton, Talisha	14	Central Cairns	31.86
3	Taylor, Emily	14	Stingrays	30.58
4	Deane, Jessica	13	Stingrays	29.04
5	Morris, Lauren	14	Tas Swimming	30.46
6	Turnbull, Kiana	17	Stingrays	30.95
7	Tottman, Summer	13	Marlin Coast	32.59
8	Lockyer, Summer	13	Saints	33.09

Heat 2 of 7 Finals

1	Greatorex, Sophie	11	Saints	35.84
2	Luxford, Olivia	17	Saints	35.66
3	Craig, Kyah	13	Central Cairns	34.19
4	King, Savannah	12	Tsv Tourist	33.23
5	Mcdermott, Emma	16	Dimbulah	33.74
6	Wilkinson, Briarna	13	Saints	35.49
7	Donovan, Chloe	13	Atherton	35.72
8	Higginson, Isabella	12	Stingrays	36.51

Heat 3 of 7 Finals

1	Cini, Eden	12	Innisfail	40.13
2	Soda, Charlotte	15	Mareeba	39.28
3	Harris, Mia	16	Saints	38.12
4	Pullar, Emma	14	Stingrays	37.46
5	Smith, Samilee	14	Saints	37.52
6	McIntyre, Ava	14	Central Cairns	38.45
7	Smith, Shelby	12	Saints	40.10
8	Travers-Mason, Kai	12	Stingrays	40.34

Heat 4 of 7 Finals

1	Pearce, Grace	14	Saints	42.76
2	Beck, Natalie	13	Stingrays	42.35
3	Cini, Kari	14	Innisfail	41.46
4	Sullivan, Claudia	11	Saints	40.85
5	Macleod, Ally	14	Dimbulah	40.87
6	Hallett, Zara	12	Stingrays	41.85
7	Vickers, Emily	11	Marlin Coast	42.65
8	Chiozzini, Mia	13	Stingrays	43.54

Heat 5 of 7 Finals

1	Luxford, Emelia	13	Saints	46.13
2	Ganzevles, Jitte	12	Stingrays	45.54
3	Nock, Miya	12	Marlin Coast	44.20
4	Brown, Emily	13	Mossman SC	44.10
5	Millar, Abbie	10	Malanda	44.18
6	Molina, Jay	13	Marlin Coast	44.53
7	Pedler, Naomi	12	Stingrays	45.60
8	Percy, Jamie	11	Stingrays	46.71

2021 Cairns Stingrays LC Preparation Meet - 20/02/2021 to 21/02/2021

Meet Program

Heat 6 Finals (#4 Girls 10 & Over 50 LC Meter Butterfly)

1	Francini-O'Hagan, Angelina	10	Tas Swimming	1:01.31	___
2	McMinimee, Cathie	11	Central Cairns	55.68	___
3	Hunter, Tanasyn	11	Mareeba	53.10	___
4	Curzon, Neena	10	Innisfail	50.23	___
5	Thouroude, Chantal	10	Marlin Coast	51.37	___
6	Young, Rivka	11	Mareeba	54.37	___
7	Winter, Emma	12	Stingrays	56.00	___
8	Field, Sienna	10	Central Cairns	1:01.39	___

Heat 7 of 7 Finals

2	Young, Lily	11	Marlin Coast	NT	___
3	Marek, Abbey	10	Central Cairns	1:07.61	___
4	Strydom, Kathryn	10	Mareeba	1:02.20	___
5	Hogan, Casey	10	Central Cairns	1:04.96	___
6	Whitby, Rylee	12	Stingrays	NT	___
7	Lenton-Cater, Ivy	10	Stingrays	NT	___

Event 5 Boys 10 & Over 100 LC Meter Freestyle

Lane	Name	Age	Team	Seed Time
------	------	-----	------	-----------

Heat 1 of 7 Finals

1	Williams, Lenny	16	Marlin Coast	58.59	___
2	Tutu, Daejahn	16	Central Cairns	57.23	___
3	Martinez, Ike	14	Tas Swimming	55.62	___
4	Hendy, Jack	20	Stingrays	52.39	___
5	Layton, William	17	Marlin Coast	54.16	___
6	Greatorex, Thomas	14	Saints	56.47	___
7	Donovan, Ned	15	Atherton	57.95	___
8	Clark, Mark	16	Stingrays	58.99	___

Heat 2 of 7 Finals

1	Loveridge, Hugo	13	Marlin Coast	1:03.25	___
2	Menzies, Bryce	14	Marlin Coast	1:02.50	___
3	Lloyd, Connor	17	Stingrays	1:02.33	___
4	Foote, Nathan	18	Stingrays	59.49	___
5	Theakston, Michael	15	Tas Swimming	1:00.06	___
6	Sorensen, Henrik	13	Tas Swimming	1:02.37	___
7	Stemp, Aidan	13	Saints	1:02.83	___
8	Thouroude, Sebastien	14	Marlin Coast	1:05.83	___

Heat 3 of 7 Finals

1	D'Andrea, Ashley	15	Saints	1:08.39	___
2	Riordan, Flynn	17	Stingrays	1:06.89	___
3	Tutu, Tyrene	14	Central Cairns	1:06.43	___
4	Young, Steven	14	Mareeba	1:06.20	___
5	Turnbull, Joel	15	Stingrays	1:06.38	___
6	Brown, Oscar	13	Marlin Coast	1:06.80	___
7	Mitchell, Nate	14	Dimbulah	1:07.92	___
8	Gall, Thomas	15	Saints	1:09.96	___

Heat 4 of 7 Finals

1	Worth, Kodi	13	Innisfail	1:14.80	___
2	Lockyer, Logan	11	Saints	1:12.98	___
3	Elliott, Ryan	12	Tas Swimming	1:11.56	___
4	Worth, Baylee	15	Innisfail	1:10.92	___
5	Bergey-Bray, Ezlan	13	Tas Swimming	1:11.39	___
6	Chohan, Shaan	14	Mareeba	1:12.50	___
7	Turnbull, Nathan	13	Tas Swimming	1:13.20	___
8	Harpley, James	12	Tas Swimming	1:15.60	___

Heat 5 of 7 Finals

1	Murray, Taj	13	Cannonvale	1:18.27	___
2	Johnson, Tyler	10	Mossman SC	1:17.42	___
3	Dutton, Austin	12	Marlin Coast	1:15.94	___
4	Stevens, Logan	12	Marlin Coast	1:15.78	___
5	Robertson, Callum	12	Saints	1:15.91	___
6	Thouroude, Nicolas	12	Marlin Coast	1:15.97	___
7	Kelleher, Dean	13	Innisfail	1:17.88	___
8	Rowbotham, Matthew	11	Saints	1:18.50	___

Heat 6 of 7 Finals

1	Turnbull, Noah	10	Tas Swimming	1:34.55	___
2	Molford, Mark	11	Stingrays	1:27.33	___
3	Neilan, Kyle	15	Marlin Coast	1:19.90	___
4	Eade, David	21	Mareeba	1:19.05	___
5	Ryan, Ashton	12	Mossman SC	1:19.87	___
6	Finlay, Fraser	11	Marlin Coast	1:23.06	___
7	Cerutti, Luke	11	Saints	1:29.57	___
8	Beck, Hayden	10	Stingrays	1:37.66	___

Heat 7 of 7 Finals

2	Brown, Tobyias	17	Mareeba	NT	___
3	Ganzevles, Biem	10	Stingrays	1:38.29	___
4	Robertson, Dylan	10	Saints	1:37.96	___
5	Quabba, Liam	10	Tully	1:37.99	___
6	De Carlo, Raiden	10	Mossman SC	1:46.52	___
7	Walmsley, Seth	13	Mareeba	NT	___

Event 6 Girls 10 & Over 100 LC Meter Freestyle

Lane	Name	Age	Team	Seed Time
------	------	-----	------	-----------

Heat 1 of 9 Finals

1	Zammit, Bailee	14	Tas Swimming	1:02.06	___
2	Olds, Tara	14	Tas Swimming	1:01.03	___
3	Deane, Jessica	13	Stingrays	1:00.44	___
4	Goddard, Ella	17	Tas Swimming	57.83	___
5	Thorpe, Enna	18	Tas Swimming	59.79	___
6	Snelling, Leah	14	Tas Swimming	1:00.76	___
7	Ganfield, Rayner	13	Stingrays	1:01.65	___
8	Robinson, Amber	15	Tas Swimming	1:02.30	___

Heat 2 of 9 Finals

1	Kuwabara, Ema	15	Tas Swimming	1:05.20	___
2	Waters, Amber	21	Stingrays	1:04.87	___
3	Curtis, Abbie	16	Tas Swimming	1:03.22	___
4	Olds, Jasmine	17	Tas Swimming	1:02.90	___
5	Galea, Annabel	13	Saints	1:03.20	___
6	Rothwell, Aisling	15	Saints	1:04.58	___
7	Tottman, Summer	13	Marlin Coast	1:04.96	___
8	Millar, Kelsie	13	Malanda	1:05.93	___

Heat 3 of 9 Finals

1	Higginson, Isabella	12	Stingrays	1:10.33	___
2	Greatorex, Alexandra	16	Saints	1:08.69	___
3	Chen, Joanna	13	Tas Swimming	1:08.03	___
4	Donovan, Sara	17	Atherton	1:06.60	___
5	Hanson, Jordaan	15	Tas Swimming	1:06.90	___
6	Bull, Keely	13	Saints	1:08.51	___
7	Elliott, Cara	13	Tas Swimming	1:09.28	___
8	Lockyer, Summer	13	Saints	1:10.50	___

2021 Cairns Stingrays LC Preparation Meet - 20/02/2021 to 21/02/2021

Meet Program

Heat 4 Finals (#6 Girls 10 & Over 100 LC Meter Freestyle)

1	Pullar, Emma	14	Stingrays	1:12.23	___
2	Clark, Ula	14	Tas Swimming	1:11.33	___
3	Luxford, Olivia	17	Saints	1:11.12	___
4	Keith, Cara	15	Marlin Coast	1:10.81	___
5	Mcdermott, Emma	16	Dimbulah	1:10.83	___
6	Leighton, Talisha	14	Central Cairns	1:11.30	___
7	Harris, Riley	13	Central Cairns	1:12.15	___
8	Steinhofer, Taylah	14	Stingrays	1:12.76	___

Heat 5 of 9 Finals

1	Walkear, Ruby	11	Tas Swimming	1:16.70	___
2	Smith, Shelby	12	Saints	1:16.23	___
3	Graham, Hayley	15	Marlin Coast	1:15.49	___
4	Greatorex, Sophie	11	Saints	1:14.47	___
5	McIntyre, Ava	14	Central Cairns	1:14.65	___
6	Brown, Emily	13	Mossman SC	1:15.71	___
7	Travers-Mason, Kai	12	Stingrays	1:16.28	___
8	Camarlinghi, Siahn	12	Saints	1:16.82	___

Heat 6 of 9 Finals

1	Vickers, Emily	11	Marlin Coast	1:20.18	___
2	Macleod, Ally	14	Dimbulah	1:18.65	___
3	Beck, Natalie	13	Stingrays	1:17.57	___
4	Smith, Samilee	14	Saints	1:17.29	___
5	Johnson, Rochelle	12	Mossman SC	1:17.30	___
6	Cini, Eden	12	Innisfail	1:18.15	___
7	Luxford, Emelia	13	Saints	1:20.06	___
8	Molina, Jay	13	Marlin Coast	1:20.28	___

Heat 7 of 9 Finals

1	Pedler, Naomi	12	Stingrays	1:23.44	___
2	Hallett, Zara	12	Stingrays	1:22.05	___
3	Kidd, Jacqueline	12	Malanda	1:21.07	___
4	Millar, Abbie	10	Malanda	1:20.30	___
5	Chiozzini, Mia	13	Stingrays	1:20.43	___
6	Graham, Lexi	12	Marlin Coast	1:21.81	___
7	Cini, Kari	14	Innisfail	1:22.78	___
8	Campbell, Grace	11	Saints	1:24.24	___

Heat 8 of 9 Finals

1	Winter, Emma	12	Stingrays	1:38.10	___
2	Hunter, Tanasyn	11	Mareeba	1:31.03	___
3	Percy, Jamie	11	Stingrays	1:29.06	___
4	Pearce, Grace	14	Saints	1:24.67	___
5	Young, Lily	11	Marlin Coast	1:26.78	___
6	Curzon, Neena	10	Innisfail	1:30.35	___
7	Wilkinson, Elisha	10	Saints	1:37.85	___
8	Pont, Maddison	10	Mossman SC	1:42.70	___

Heat 9 of 9 Finals

1	Lenton-Cater, Ivy	10	Stingrays	NT	___
2	Hogan, Casey	10	Central Cairns	NT	___
3	McMinimee, Cathie	11	Central Cairns	2:12.44	___
4	Stewart, Madeline	11	Stingrays	1:43.72	___
5	Stevenson, Roisin	12	Central Cairns	1:46.19	___
6	Whitby, Rylee	12	Stingrays	NT	___
7	Marek, Abbey	10	Central Cairns	NT	___

Event 7 Boys 11 & Over 200 LC Meter Backstroke

Lane	Name	Age	Team	Seed Time	
Heat 1 of 2 Finals					
2	Stemp, Aidan	13	Saints	2:36.51	___
3	Tenni, Joel	17	Tas Swimming	2:20.12	___
4	West, Marcus	18	Stingrays	2:11.97	___
5	Woodward, Ryan	17	Stingrays	2:14.60	___
6	Oguchi, Takeru	14	Tas Swimming	2:33.39	___
7	Hallett, Owen	16	Stingrays	2:37.00	___

Heat 2 of 2 Finals

3	Bergey-Bray, Ezlan	13	Tas Swimming	NT	___
4	Harpley, James	12	Tas Swimming	3:07.04	___
5	Dutton, Austin	12	Marlin Coast	3:11.64	___
6	Lockyer, Logan	11	Saints	NT	___

Event 8 Girls 11 & Over 200 LC Meter Backstroke

Lane	Name	Age	Team	Seed Time	
Heat 1 of 2 Finals					
1	Harris, Mia	16	Saints	2:53.59	___
2	Turnbull, Kiana	17	Stingrays	2:41.39	___
3	Zammit, Bailee	14	Tas Swimming	2:32.46	___
4	Morris, Lauren	14	Tas Swimming	2:20.84	___
5	Salecich, Emilee	15	Stingrays	2:28.49	___
6	Harpley, Jasmine	15	Tas Swimming	2:36.91	___
7	Wilkinson, Briarna	13	Saints	2:50.52	___
8	Elliott, Cara	13	Tas Swimming	2:54.28	___

Heat 2 of 2 Finals

2	Young, Lily	11	Marlin Coast	NT	___
3	Ganzevles, Jitte	12	Stingrays	3:18.86	___
4	Steinhofer, Taylah	14	Stingrays	2:56.97	___
5	Graham, Hayley	15	Marlin Coast	3:05.62	___
6	Wilson, Zeske	14	Mareeba	3:29.80	___

Event 9 Boys 10 & Over 50 LC Meter Breaststroke

Lane	Name	Age	Team	Seed Time	
Heat 1 of 6 Finals					
1	Milne, Nate	14	Stingrays	37.05	___
2	Foote, Adam	20	Stingrays	34.87	___
3	Chen, Thomas	16	Tas Swimming	32.60	___
4	Martin, Flynn	18	UQSC	30.61	___
5	An, Albert Damin	14	Tas Swimming	31.36	___
6	Tutu, Daejahn	16	Central Cairns	33.88	___
7	Foote, Nathan	18	Stingrays	35.52	___
8	Sorensen, Henrik	13	Tas Swimming	37.46	___
Heat 2 of 6 Finals					
1	Turnbull, Joel	15	Stingrays	42.18	___
2	Young, Steven	14	Mareeba	41.24	___
3	Foote, Daniel	15	Stingrays	39.50	___
4	Orchard, Edward	18	Stingrays	37.78	___
5	Elliott, Ryan	12	Tas Swimming	38.16	___
6	Brown, Tobyias	17	Mareeba	40.97	___
7	Worth, Baylee	15	Innisfail	41.40	___
8	Gall, Thomas	15	Saints	42.69	___

2021 Cairns Stingrays LC Preparation Meet - 20/02/2021 to 21/02/2021

Meet Program

Heat 3 Finals (#9 Boys 10 & Over 50 LC Meter Breaststroke)

1	Chohan, Shaan	14	Mareeba	45.28	___
2	Worth, Kodi	13	Innisfail	44.91	___
3	Theakston, Michael	15	Tas Swimming	44.19	___
4	Turnbull, Nathan	13	Tas Swimming	42.81	___
5	Thouroude, Nicolas	12	Marlin Coast	43.95	___
6	McDermott, Jack	14	Dimbulah	44.75	___
7	Murray, Taj	13	Cannonvale	45.19	___
8	Finlay, Fraser	11	Marlin Coast	48.43	___

Heat 4 of 6 Finals

1	Young, Reuben	11	Mareeba	55.97	___
2	De Carlo, Raiden	10	Mossman SC	52.96	___
3	Ryan, Ashton	12	Mossman SC	51.10	___
4	Eade, David	21	Mareeba	49.30	___
5	Molford, Mark	11	Stingrays	49.57	___
6	Winter, Toby	11	Stingrays	52.36	___
7	Johnson, Tyler	10	Mossman SC	55.32	___
8	Turnbull, Noah	10	Tas Swimming	56.36	___

Heat 5 of 6 Finals

1	Ganzevles, Biem	10	Stingrays	1:05.09	___
2	Sichter, Cooper	11	Tully	58.91	___
3	Cerutti, Luke	11	Saints	58.00	___
4	Quabba, Liam	10	Tully	57.14	___
5	Quinlan, Ashlan	11	Mareeba	57.47	___
6	Miller, Cayde	13	Dimbulah	58.83	___
7	Beck, Hayden	10	Stingrays	1:00.19	___

Heat 6 of 6 Finals

3	Walmsley, Seth	13	Mareeba	NT	___
4	Robertson, Dylan	10	Saints	1:08.22	___
5	Milne, Luis	10	Stingrays	1:16.35	___

Event 10 Girls 10 & Over 50 LC Meter Breaststroke

Lane	Name	Age	Team	Seed Time
------	------	-----	------	-----------

Heat 1 of 7 Finals

1	Soda, Charlotte	15	Mareeba	40.71	___
2	Donovan, Chloe	13	Atherton	39.88	___
3	Luxford, Olivia	17	Saints	37.36	___
4	Taylor, Emily	14	Stingrays	34.98	___
5	Rothwell, Aisling	15	Saints	37.00	___
6	Donovan, Sara	17	Atherton	39.35	___
7	Waters, Amber	21	Stingrays	40.63	___
8	Bull, Keely	13	Saints	40.93	___

Heat 2 of 7 Finals

1	Keith, Cara	15	Marlin Coast	44.38	___
2	Brown, Emily	13	Mossman SC	42.81	___
3	Kuwabara, Ema	15	Tas Swimming	42.22	___
4	Clark, Ula	14	Tas Swimming	41.80	___
5	King, Savannah	12	Tsv Tourist	41.80	___
6	Graham, Lexi	12	Marlin Coast	42.71	___
7	Craig, Kyah	13	Central Cairns	44.30	___
8	Tottman, Summer	13	Marlin Coast	44.80	___

Heat 3 of 7 Finals

1	Hallett, Zara	12	Stingrays	48.16	___
2	Walkear, Ruby	11	Tas Swimming	46.91	___
3	Luxford, Emelia	13	Saints	45.32	___
4	Greatorex, Alexandra	16	Saints	44.85	___
5	Smith, Samilee	14	Saints	45.17	___
6	Pullar, Emma	14	Stingrays	46.39	___
7	Smith, Shelby	12	Saints	47.00	___
8	Harris, Mia	16	Saints	48.30	___

Heat 4 of 7 Finals

1	Millar, Abbie	10	Malanda	50.10	___
2	Wilkinson, Elisha	10	Saints	49.93	___
3	Sullivan, Claudia	11	Saints	49.01	___
4	Macleod, Ally	14	Dimbulah	48.60	___
5	Cini, Eden	12	Innisfail	48.65	___
6	Percy, Jamie	11	Stingrays	49.52	___
7	McIntyre, Ava	14	Central Cairns	49.98	___
8	Campbell, Grace	11	Saints	51.01	___

Heat 5 of 7 Finals

1	Nock, Miya	12	Marlin Coast	53.40	___
2	Young, Lily	11	Marlin Coast	52.50	___
3	Winter, Emma	12	Stingrays	51.92	___
4	Curzon, Neena	10	Innisfail	51.08	___
5	Vickers, Emily	11	Marlin Coast	51.70	___
6	Hunter, Tanasyn	11	Mareeba	52.00	___
7	Cini, Kari	14	Innisfail	53.09	___
8	Molina, Jay	13	Marlin Coast	53.77	___

Heat 6 of 7 Finals

1	Stevenson, Roisin	12	Central Cairns	1:01.90	___
2	Pont, Maddison	10	Mossman SC	59.11	___
3	Young, Rivka	11	Mareeba	55.29	___
4	See Kee, Indi	10	Stingrays	54.55	___
5	Pedler, Naomi	12	Stingrays	55.18	___
6	Chiozzini, Mia	13	Stingrays	57.58	___
7	Hogan, Casey	10	Central Cairns	59.63	___
8	Francini-O'Hagan, Angelina	10	Tas Swimming	1:02.12	___

Heat 7 of 7 Finals

1	Lenton-Cater, Ivy	10	Stingrays	NT	___
2	Field, Sienna	10	Central Cairns	1:10.70	___
3	Strydom, Kathryn	10	Mareeba	1:05.66	___
4	Stewart, Madeline	11	Stingrays	1:02.66	___
5	McMinimee, Cathie	11	Central Cairns	1:03.22	___
6	Marek, Abbey	10	Central Cairns	1:09.44	___
7	Thouroude, Chantal	10	Marlin Coast	1:11.04	___

Event 11 Boys 11 & Over 400 LC Meter IM

Lane	Name	Age	Team	Seed Time
------	------	-----	------	-----------

Heat 1 of 1 Finals

2	Harpley, James	12	Tas Swimming	NT	___
3	Layton, William	17	Marlin Coast	4:57.51	___
4	Martinez, Ike	14	Tas Swimming	4:43.71	___
5	An, Albert Damin	14	Tas Swimming	4:51.56	___
6	Hallett, Owen	16	Stingrays	NT	___

Event 12 Girls 11 & Over 400 LC Meter IM

Lane	Name	Age	Team	Seed Time
------	------	-----	------	-----------

Heat 1 of 2 Finals

1	Lockyer, Summer	13	Saints	6:38.32	___
2	Harpley, Jasmine	15	Tas Swimming	5:35.56	___
3	Snelling, Leah	14	Tas Swimming	5:29.65	___
4	Goddard, Ella	17	Tas Swimming	5:01.97	___
5	Olds, Jasmine	17	Tas Swimming	5:15.07	___
6	King, Savannah	12	Tsv Tourist	5:33.33	___
7	Elliott, Cara	13	Tas Swimming	6:32.70	___
8	Higginson, Isabella	12	Stingrays	7:04.88	___

2021 Cairns Stingrays LC Preparation Meet - 20/02/2021 to 21/02/2021

Meet Program

Heat 2 Finals (#12 Girls 11 & Over 400 LC Meter IM)

2	Wilson, Zeske	14	Mareeba	NT	___
3	McIntyre, Ava	14	Central Cairns	NT	___
4	Beck, Natalie	13	Stingrays	7:33.27	___
5	Camarlinghi, Siahn	12	Saints	NT	___
6	Robinson, Amber	15	Tas Swimming	NT	___

Event 13 Boys 10 & Over 50 LC Meter Backstroke

Lane	Name	Age	Team	Seed Time
------	------	-----	------	-----------

Heat 1 of 5 Finals

1	Young, Steven	14	Mareeba	36.53	___
2	Turnbull, Joel	15	Stingrays	35.49	___
3	Theakston, Michael	15	Tas Swimming	33.90	___
4	Tutu, Daejahn	16	Central Cairns	30.49	___
5	Foote, Adam	20	Stingrays	33.51	___
6	Lloyd, Connor	17	Stingrays	34.19	___
7	Sorensen, Henrik	13	Tas Swimming	35.75	___
8	Foote, Daniel	15	Stingrays	36.84	___

Heat 2 of 5 Finals

1	D'Andrea, Ashley	15	Saints	38.15	___
2	Thouroude, Sebastien	14	Marlin Coast	38.06	___
3	Kelleher, Dean	13	Innisfail	37.58	___
4	Lockyer, Logan	11	Saints	37.36	___
5	Bergey-Bray, Ezlan	13	Tas Swimming	37.48	___
6	Turnbull, Nathan	13	Tas Swimming	37.61	___
7	Ryan, Ashton	12	Mossman SC	38.07	___
8	Elliott, Ryan	12	Tas Swimming	38.30	___

Heat 3 of 5 Finals

1	Eade, David	21	Mareeba	47.60	___
2	Johnson, Tyler	10	Mossman SC	45.17	___
3	Dutton, Austin	12	Marlin Coast	42.39	___
4	Murray, Taj	13	Cannonvale	41.67	___
5	Neilan, Kyle	15	Marlin Coast	42.34	___
6	Finlay, Fraser	11	Marlin Coast	43.88	___
7	Young, Reuben	11	Mareeba	45.46	___
8	Turnbull, Noah	10	Tas Swimming	47.65	___

Heat 4 of 5 Finals

2	Robertson, Dylan	10	Saints	55.18	___
3	Quinlan, Ashlan	11	Mareeba	49.43	___
4	Cerutti, Luke	11	Saints	48.85	___
5	Ganzevles, Biem	10	Stingrays	49.10	___
6	Beck, Hayden	10	Stingrays	50.77	___
7	Quabba, Liam	10	Tully	55.98	___

Heat 5 of 5 Finals

3	Milne, Luis	10	Stingrays	1:20.15	___
4	Sichter, Cooper	11	Tully	58.10	___
5	De Carlo, Raiden	10	Mossman SC	1:02.43	___

Event 14 Girls 10 & Over 50 LC Meter Backstroke

Lane	Name	Age	Team	Seed Time
------	------	-----	------	-----------

Heat 1 of 7 Finals

1	Chen, Joanna	13	Tas Swimming	36.90	___
2	Millar, Kelsie	13	Malanda	36.15	___
3	Morris, Lauren	14	Tas Swimming	32.40	___
4	Turnbull, Kiana	17	Stingrays	32.23	___
5	Salecich, Emilee	15	Stingrays	32.29	___
6	Waters, Amber	21	Stingrays	33.10	___
7	Bull, Keely	13	Saints	36.27	___
8	Luxford, Olivia	17	Saints	37.58	___

Heat 2 of 7 Finals

1	Travers-Mason, Kai	12	Stingrays	40.64	___
2	Cini, Eden	12	Innisfail	39.21	___
3	Harris, Mia	16	Saints	37.96	___
4	Elliott, Cara	13	Tas Swimming	37.74	___
5	Harris, Riley	13	Central Cairns	37.86	___
6	Steinhofer, Taylah	14	Stingrays	38.52	___
7	Graham, Hayley	15	Marlin Coast	40.59	___
8	MacLeod, Ally	14	Dimbulah	40.92	___

Heat 3 of 7 Finals

1	Ganzevles, Jitte	12	Stingrays	43.25	___
2	Smith, Shelby	12	Saints	42.69	___
3	Cini, Kari	14	Innisfail	41.86	___
4	Soda, Charlotte	15	Mareeba	40.98	___
5	Vickers, Emily	11	Marlin Coast	41.79	___
6	Smith, Samilee	14	Saints	42.40	___
7	Sullivan, Claudia	11	Saints	42.76	___
8	Luxford, Emelia	13	Saints	43.50	___

Heat 4 of 7 Finals

1	Campbell, Grace	11	Saints	46.76	___
2	Molina, Jay	13	Marlin Coast	44.60	___
3	Hallett, Zara	12	Stingrays	44.19	___
4	Young, Lily	11	Marlin Coast	43.76	___
5	Donovan, Chloe	13	Atherton	43.79	___
6	Pearce, Grace	14	Saints	44.31	___
7	Pedler, Naomi	12	Stingrays	45.90	___
8	Chiozzini, Mia	13	Stingrays	47.20	___

Heat 5 of 7 Finals

1	Percy, Jamie	11	Stingrays	50.19	___
2	Hunter, Tanasyn	11	Mareeba	50.00	___
3	Curzon, Neena	10	Innisfail	48.78	___
4	Millar, Abbie	10	Malanda	47.29	___
5	Wilkinson, Elisha	10	Saints	47.95	___
6	Winter, Emma	12	Stingrays	49.14	___
7	Thouroude, Chantal	10	Marlin Coast	50.09	___
8	Young, Rivka	11	Mareeba	50.55	___

Heat 6 of 7 Finals

1	McMinimee, Cathie	11	Central Cairns	58.66	___
2	Field, Sienna	10	Central Cairns	55.66	___
3	Marek, Abbey	10	Central Cairns	54.22	___
4	Stevenson, Roisin	12	Central Cairns	51.19	___
5	Francini-O'Hagan, Angelina	10	Tas Swimming	53.90	___
6	Pont, Maddison	10	Mossman SC	55.44	___
7	Johnson, Rochelle	12	Mossman SC	57.94	___
8	Hogan, Casey	10	Central Cairns	1:00.19	___

Heat 7 of 7 Finals

3	Whitby, Rylee	12	Stingrays	NT	___
4	See Kee, Indi	10	Stingrays	1:04.66	___
5	Strydom, Kathryn	10	Mareeba	1:06.60	___

2021 Cairns Stingrays LC Preparation Meet - 20/02/2021 to 21/02/2021

Meet Program

Event 15 Boys 10 & Over 100 LC Meter Butterfly

Lane	Name	Age	Team	Seed Time
------	------	-----	------	-----------

Heat 1 of 4 Finals

1	Williams, Lenny	16	Marlin Coast	1:03.13
2	Clark, Mark	16	Stingrays	1:01.89
3	Hendy, Jack	20	Stingrays	58.35
4	Layton, William	17	Marlin Coast	56.96
5	Martinez, Ike	14	Tas Swimming	57.20
6	Woodward, Ryan	17	Stingrays	1:00.66
7	Donovan, Ned	15	Atherton	1:02.80
8	Orchard, Edward	18	Stingrays	1:03.22

Heat 2 of 4 Finals

1	Hallett, Owen	16	Stingrays	1:15.57
2	Menzies, Bryce	14	Marlin Coast	1:09.97
3	Oguchi, Takeru	14	Tas Swimming	1:09.07
4	Tutu, Daejahn	16	Central Cairns	1:05.64
5	Greatorex, Thomas	14	Saints	1:07.29
6	Loveridge, Hugo	13	Marlin Coast	1:09.42
7	Foote, Nathan	18	Stingrays	1:14.38
8	D'Andrea, Ashley	15	Saints	1:17.74

Heat 3 of 4 Finals

1	Rowbotham, Matthew	11	Saints	1:39.79
2	Kelleher, Dean	13	Innisfail	1:32.60
3	Young, Steven	14	Mareeba	1:25.11
4	Stemp, Aidan	13	Saints	1:19.03
5	Riordan, Flynn	17	Stingrays	1:20.21
6	Robertson, Callum	12	Saints	1:28.85
7	Thouroude, Sebastien	14	Marlin Coast	1:37.32
8	Dutton, Austin	12	Marlin Coast	1:40.69

Heat 4 of 4 Finals

1	Stevens, Logan	12	Marlin Coast	NT
2	Neilan, Kyle	15	Marlin Coast	NT
3	Milne, Nate	14	Stingrays	1:46.09
4	Murray, Taj	13	Cannonvale	1:44.86
5	Thouroude, Nicolas	12	Marlin Coast	1:45.87
6	Molford, Mark	11	Stingrays	2:01.39
7	Mitchell, Nate	14	Dimbulah	NT
8	Wilson, Ulrich	10	Mareeba	NT

Event 16 Girls 10 & Over 100 LC Meter Butterfly

Lane	Name	Age	Team	Seed Time
------	------	-----	------	-----------

Heat 1 of 5 Finals

1	Tottman, Summer	13	Marlin Coast	1:14.20
2	Kuwabara, Ema	15	Tas Swimming	1:11.19
3	Deane, Jessica	13	Stingrays	1:05.98
4	Goddard, Ella	17	Tas Swimming	1:02.91
5	Morris, Lauren	14	Tas Swimming	1:05.09
6	Zammit, Bailee	14	Tas Swimming	1:07.04
7	Olds, Tara	14	Tas Swimming	1:11.83
8	Leighton, Talisha	14	Central Cairns	1:15.03

Heat 2 of 5 Finals

1	Elliott, Cara	13	Tas Swimming	1:23.62
2	Mcdermott, Emma	16	Dimbulah	1:21.75
3	Millar, Kelsie	13	Malanda	1:19.23
4	Hanson, Jordaan	15	Tas Swimming	1:15.40
5	Taylor, Emily	14	Stingrays	1:19.20
6	Lockyer, Summer	13	Saints	1:20.22
7	Wilkinson, Briarna	13	Saints	1:21.84
8	Greatorex, Alexandra	16	Saints	1:25.32

Heat 3 of 5 Finals

1	Graham, Hayley	15	Marlin Coast	1:38.29
2	Higginson, Isabella	12	Stingrays	1:33.47
3	Walkear, Ruby	11	Tas Swimming	1:30.00
4	Greatorex, Sophie	11	Saints	1:25.78
5	Craig, Kyah	13	Central Cairns	1:27.45
6	Keith, Cara	15	Marlin Coast	1:32.50
7	Camarlinghi, Siahn	12	Saints	1:36.99
8	Beck, Natalie	13	Stingrays	1:38.88

Heat 4 of 5 Finals

1	Molina, Jay	13	Marlin Coast	NT
2	Hunter, Tanasyn	11	Mareeba	2:10.25
3	Wilson, Zeske	14	Mareeba	1:47.96
4	Millar, Abbie	10	Malanda	1:41.08
5	Pullar, Emma	14	Stingrays	1:43.35
6	Travers-Mason, Kai	12	Stingrays	1:50.72
7	McIntyre, Ava	14	Central Cairns	NT
8	Graham, Lexi	12	Marlin Coast	NT

Heat 5 of 5 Finals

3	Vickers, Emily	11	Marlin Coast	NT
4	Nock, Miya	12	Marlin Coast	NT
5	Young, Lily	11	Marlin Coast	NT

Event 17 Boys 11 & Over 200 LC Meter Breaststroke

Lane	Name	Age	Team	Seed Time
------	------	-----	------	-----------

Heat 1 of 2 Finals

1	Tutu, Tyrene	14	Central Cairns	3:00.83
2	Foote, Adam	20	Stingrays	2:55.82
3	Chen, Thomas	16	Tas Swimming	2:32.27
4	Martin, Flynn	18	UQSC	2:26.40
5	An, Albert Damin	14	Tas Swimming	2:29.58
6	Sorensen, Henrik	13	Tas Swimming	2:51.48
7	Milne, Nate	14	Stingrays	2:59.23
8	Elliott, Ryan	12	Tas Swimming	3:08.63

Heat 2 of 2 Finals

2	Winter, Toby	11	Stingrays	NT
3	Murray, Taj	13	Cannonvale	3:46.93
4	Foote, Daniel	15	Stingrays	3:16.00
5	Gall, Thomas	15	Saints	3:16.47
6	Sichter, Cooper	11	Tully	4:28.95
7	Worth, Baylee	15	Innisfail	NT

Event 18 Girls 11 & Over 200 LC Meter Breaststroke

Lane	Name	Age	Team	Seed Time
------	------	-----	------	-----------

Heat 1 of 3 Finals

1	Clark, Ula	14	Tas Swimming	3:10.89
2	Luxford, Olivia	17	Saints	3:03.96
3	Rothwell, Aisling	15	Saints	2:58.10
4	Olds, Jasmine	17	Tas Swimming	2:48.56
5	Harpley, Jasmine	15	Tas Swimming	2:55.46
6	Donovan, Sara	17	Atherton	3:00.80
7	Bull, Keely	13	Saints	3:08.63
8	Taylor, Emily	14	Stingrays	3:14.62

2021 Cairns Stingrays LC Preparation Meet - 20/02/2021 to 21/02/2021

Meet Program

Heat 2 Finals (#18 Girls 11 & Over 200 LC Meter Breaststroke)

1	Hunter, Tanasyn	11	Mareeba	3:54.67	___
2	Ganzevles, Jitte	12	Stingrays	3:37.75	___
3	Smith, Samilee	14	Saints	3:26.56	___
4	Chen, Joanna	13	Tas Swimming	3:17.30	___
5	Soda, Charlotte	15	Mareeba	3:20.60	___
6	Graham, Lexi	12	Marlin Coast	3:28.40	___
7	Luxford, Emelia	13	Saints	3:40.00	___
8	Brown, Emily	13	Mossman SC	NT	___

Heat 3 of 3 Finals

3	Walkear, Ruby	11	Tas Swimming	NT	___
4	Young, Lily	11	Marlin Coast	NT	___
5	Kidd, Jacqueline	12	Malanda	NT	___

Event 21 Boys 8 & Under 25 LC Meter Backstroke

Lane	Name	Age	Team	Seed Time
------	------	-----	------	-----------

Heat 1 of 1 Finals

3	Camarlinghi, Liam	8	Saints	NT	___
4	Loveridge, Archie	7	Marlin Coast	26.76	___
5	Captain, Tykiel	7	Central Cairns	50.24	___

Event 22 Girls 8 & Under 25 LC Meter Backstroke

Lane	Name	Age	Team	Seed Time
------	------	-----	------	-----------

Heat 1 of 1 Finals

2	Ball, Zoe	7	Tully	40.85	___
3	Higginson, Eden	7	Stingrays	37.54	___
4	Wood, Laura	8	Central Cairns	28.57	___
5	Allcorn, Frankie	6	Central Cairns	35.40	___
6	Oliver, Ella	7	Stingrays	37.99	___
7	Papworth, Skyla	7	Central Cairns	NT	___

Event 23 Boys 8-9 50 LC Meter Backstroke

Lane	Name	Age	Team	Seed Time
------	------	-----	------	-----------

Heat 1 of 2 Finals

1	Mueller, Maximilian	9	Stingrays	56.60	___
2	Cheng, Joshua	9	Saints	55.21	___
3	Snelling, Jesse	9	Tas Swimming	50.81	___
4	Loveridge, Oscar	9	Marlin Coast	45.25	___
5	Craig, Koby	9	Central Cairns	47.38	___
6	Mueller, Lennard	9	Stingrays	51.14	___
7	Sweeper, Harley	9	Mareeba	55.97	___
8	Oliver, Darcy	9	Stingrays	58.85	___

Heat 2 of 2 Finals

2	Sly, Camden	8	Malanda	1:17.63	___
3	Ball, Jake	9	Tully	1:01.93	___
4	Kidd, Patrick	9	Malanda	59.76	___
5	Francini-O'Hagan, Lachlan	8	Tas Swimming	1:01.09	___
6	Molford, Justin	9	Stingrays	1:10.88	___

Event 24 Girls 8-9 50 LC Meter Backstroke

Lane	Name	Age	Team	Seed Time
------	------	-----	------	-----------

Heat 1 of 2 Finals

1	Wood, Alexis	9	Central Cairns	56.30	___
2	Greenwood, Eva	9	Stingrays	54.07	___
3	Allcorn, Piper	8	Central Cairns	51.52	___
4	Goulding, Siena	9	Saints	47.20	___
5	Bamford, Mia	9	Central Cairns	50.69	___
6	Njaramba, Lisa	9	Tas Swimming	53.30	___
7	Pedler, Lauren	9	Stingrays	54.26	___
8	Quabba, Emily	9	Tully	1:03.35	___

Heat 2 of 2 Finals

3	Greenwood, Isabelle	8	Stingrays	NT	___
4	Cracknell, Lucy	9	Stingrays	1:03.66	___
5	Gallaher, Mahalia	9	Mareeba	1:08.88	___

Event 25 Boys 8 & Under 25 LC Meter Butterfly

Lane	Name	Age	Team	Seed Time
------	------	-----	------	-----------

Heat 1 of 1 Finals

3	Camarlinghi, Liam	8	Saints	NT	___
4	Loveridge, Archie	7	Marlin Coast	28.26	___
5	Captain, Tykiel	7	Central Cairns	46.86	___

Event 26 Girls 8 & Under 25 LC Meter Butterfly

Lane	Name	Age	Team	Seed Time
------	------	-----	------	-----------

Heat 1 of 1 Finals

1	Papworth, Skyla	7	Central Cairns	NT	___
2	Oliver, Ella	7	Stingrays	45.35	___
3	Ball, Zoe	7	Tully	36.70	___
4	Wood, Laura	8	Central Cairns	30.00	___
5	Greenwood, Isabelle	8	Stingrays	35.25	___
6	Allcorn, Frankie	6	Central Cairns	38.13	___
7	Higginson, Eden	7	Stingrays	NT	___

Event 27 Boys 8-9 50 LC Meter Butterfly

Lane	Name	Age	Team	Seed Time
------	------	-----	------	-----------

Heat 1 of 2 Finals

1	Kidd, Patrick	9	Malanda	1:06.01	___
2	Mueller, Maximilian	9	Stingrays	56.29	___
3	Craig, Koby	9	Central Cairns	51.26	___
4	Loveridge, Oscar	9	Marlin Coast	42.23	___
5	Cheng, Joshua	9	Saints	51.02	___
6	Mueller, Lennard	9	Stingrays	53.57	___
7	Snelling, Jesse	9	Tas Swimming	1:05.41	___
8	Ball, Jake	9	Tully	1:08.50	___

Heat 2 of 2 Finals

3	Francini-O'Hagan, Lachlan	8	Tas Swimming	NT	___
4	Sly, Camden	8	Malanda	1:36.89	___
5	Sweeper, Harley	9	Mareeba	NT	___

Event 28 Girls 8-9 50 LC Meter Butterfly

Lane	Name	Age	Team	Seed Time
------	------	-----	------	-----------

Heat 1 of 1 Finals

1	Greenwood, Eva	9	Stingrays	1:00.74	___
2	Wood, Alexis	9	Central Cairns	57.72	___
3	Quabba, Emily	9	Tully	53.49	___
4	Bamford, Mia	9	Central Cairns	48.04	___
5	Goulding, Siena	9	Saints	48.50	___
6	Allcorn, Piper	8	Central Cairns	56.76	___
7	Njaramba, Lisa	9	Tas Swimming	59.79	___
8	Gallaher, Mahalia	9	Mareeba	1:10.53	___

Event 29 Boys 8 & Under 25 LC Meter Breaststroke

Lane	Name	Age	Team	Seed Time
------	------	-----	------	-----------

Heat 1 of 1 Finals

4	Loveridge, Archie	7	Marlin Coast	31.48	___
5	Captain, Tykiel	7	Central Cairns	47.20	___

2021 Cairns Stingrays LC Preparation Meet - 20/02/2021 to 21/02/2021

Meet Program

Event 30 Girls 8 & Under 25 LC Meter Breaststroke

Lane	Name	Age	Team	Seed Time
Heat 1 of 1 Finals				
2	Oliver, Ella	7	Stingrays	45.64
3	Allcorn, Frankie	6	Central Cairns	35.57
4	Wood, Laura	8	Central Cairns	34.61
5	Higginson, Eden	7	Stingrays	35.17
6	Ball, Zoe	7	Tully	44.36
7	Papworth, Skyla	7	Central Cairns	NT

Event 31 Boys 8-9 50 LC Meter Breaststroke

Lane	Name	Age	Team	Seed Time
Heat 1 of 2 Finals				
1	Ball, Jake	9	Tully	1:05.06
2	Kidd, Patrick	9	Malanda	1:01.78
3	Snelling, Jesse	9	Tas Swimming	57.11
4	Loveridge, Oscar	9	Marlin Coast	51.25
5	Cheng, Joshua	9	Saints	55.44
6	Craig, Koby	9	Central Cairns	57.34
7	Mueller, Lennard	9	Stingrays	1:04.60
8	Travers-Mason, Loki	9	Stingrays	1:06.00
Heat 2 of 2 Finals				
1	Oliver, Darcy	9	Stingrays	NT
2	Francini-O'Hagan, Lachlan	8	Tas Swimming	1:18.94
3	Cook, Noah	9	Innisfail	1:15.93
4	Molford, Justin	9	Stingrays	1:09.66
5	Mueller, Maximilian	9	Stingrays	1:11.80
6	Sweeper, Harley	9	Mareeba	1:16.70
7	Sly, Camden	8	Malanda	1:29.24
8	Camarlinghi, Liam	8	Saints	NT

Event 32 Girls 8-9 50 LC Meter Breaststroke

Lane	Name	Age	Team	Seed Time
Heat 1 of 2 Finals				
1	Pedler, Lauren	9	Stingrays	1:10.72
2	Wood, Alexis	9	Central Cairns	1:02.06
3	Allcorn, Piper	8	Central Cairns	1:00.38
4	Goulding, Siena	9	Saints	56.05
5	Quabba, Emily	9	Tully	58.67
6	Bamford, Mia	9	Central Cairns	1:01.53
7	Njaramba, Lisa	9	Tas Swimming	1:05.11
8	Cracknell, Lucy	9	Stingrays	1:11.51
Heat 2 of 2 Finals				
3	Greenwood, Isabelle	8	Stingrays	NT
4	Greenwood, Eva	9	Stingrays	1:14.53
5	Gallaher, Mahalia	9	Mareeba	NT

Event 33 Boys 8 & Under 25 LC Meter Freestyle

Lane	Name	Age	Team	Seed Time
Heat 1 of 1 Finals				
4	Loveridge, Archie	7	Marlin Coast	22.56
5	Captain, Tykiel	7	Central Cairns	35.53

Event 34 Girls 8 & Under 25 LC Meter Freestyle

Lane	Name	Age	Team	Seed Time
Heat 1 of 1 Finals				
2	Higginson, Eden	7	Stingrays	40.50
3	Oliver, Ella	7	Stingrays	31.41
4	Wood, Laura	8	Central Cairns	25.06
5	Allcorn, Frankie	6	Central Cairns	31.23
6	Ball, Zoe	7	Tully	34.06
7	Papworth, Skyla	7	Central Cairns	NT

Event 35 Boys 8 & Over 50 LC Meter Freestyle

Lane	Name	Age	Team	Seed Time
Heat 1 of 9 Finals				
1	Donovan, Ned	15	Atherton	26.01
2	Tutu, Daejahn	16	Central Cairns	25.92
3	Greatorex, Thomas	14	Saints	25.76
4	West, Marcus	18	Stingrays	24.77
5	Layton, William	17	Marlin Coast	25.28
6	Chen, Thomas	16	Tas Swimming	25.81
7	Martinez, Ike	14	Tas Swimming	25.94
8	Foote, Nathan	18	Stingrays	26.38
Heat 2 of 9 Finals				
1	Lloyd, Connor	17	Stingrays	28.45
2	Hughes, Brady	15	Atherton	27.96
3	Williams, Lenny	16	Marlin Coast	27.41
4	Hallett, Owen	16	Stingrays	26.82
5	An, Albert Damin	14	Tas Swimming	26.93
6	Foote, Adam	20	Stingrays	27.92
7	Theakston, Michael	15	Tas Swimming	28.33
8	Foote, Daniel	15	Stingrays	28.97
Heat 3 of 9 Finals				
1	D'Andrea, Ashley	15	Saints	30.30
2	Brown, Tobyias	17	Mareeba	29.89
3	Young, Steven	14	Mareeba	29.37
4	Sorensen, Henrik	13	Tas Swimming	29.22
5	Turnbull, Joel	15	Stingrays	29.28
6	Tutu, Tyrene	14	Central Cairns	29.63
7	Mitchell, Nate	14	Dimbulah	30.16
8	Worth, Baylee	15	Innisfail	30.38
Heat 4 of 9 Finals				
1	McDermott, Jack	14	Dimbulah	33.10
2	Kelleher, Dean	13	Innisfail	32.42
3	Turnbull, Nathan	13	Tas Swimming	32.17
4	Miller, Cayde	13	Dimbulah	31.11
5	Thouroude, Nicolas	12	Marlin Coast	31.60
6	Elliott, Ryan	12	Tas Swimming	32.20
7	Worth, Kodi	13	Innisfail	32.53
8	Murray, Taj	13	Cannonvale	33.29
Heat 5 of 9 Finals				
1	Cheng, Joshua	9	Saints	37.72
2	Eade, David	21	Mareeba	35.16
3	Ryan, Ashton	12	Mossman SC	34.59
4	Dutton, Austin	12	Marlin Coast	34.05
5	Milne, Nate	14	Stingrays	34.09
6	Loveridge, Oscar	9	Marlin Coast	34.82
7	Johnson, Tyler	10	Mossman SC	35.38
8	Winter, Toby	11	Stingrays	37.92

2021 Cairns Stingrays LC Preparation Meet - 20/02/2021 to 21/02/2021

Meet Program

Heat 6 Finals (#35 Boys 8 & Over 50 LC Meter Freestyle)

1	Beck, Hayden	10	Stingrays	41.84	___
2	Young, Reuben	11	Mareeba	40.28	___
3	Craig, Koby	9	Central Cairns	39.09	___
4	Turnbull, Noah	10	Tas Swimming	38.99	___
5	Molford, Mark	11	Stingrays	39.05	___
6	Quabba, Liam	10	Tully	39.62	___
7	Mueller, Lennard	9	Stingrays	40.30	___
8	Robertson, Dylan	10	Saints	42.71	___

Heat 7 of 9 Finals

1	De Carlo, Raiden	10	Mossman SC	48.35	___
2	Sweeper, Harley	9	Mareeba	45.49	___
3	Snelling, Jesse	9	Tas Swimming	44.21	___
4	Mueller, Maximilian	9	Stingrays	42.90	___
5	Ganzevles, Biem	10	Stingrays	43.08	___
6	Kidd, Patrick	9	Malanda	44.56	___
7	Quinlan, Ashlan	11	Mareeba	46.40	___
8	Sichter, Cooper	11	Tully	48.83	___

Heat 8 of 9 Finals

1	Cunneen, Alf	15	Central Cairns	1:00.26	___
2	Sly, Camden	8	Malanda	57.55	___
3	Molford, Justin	9	Stingrays	55.77	___
4	Milne, Luis	10	Stingrays	52.68	___
5	Oliver, Darcy	9	Stingrays	54.60	___
6	Ball, Jake	9	Tully	56.71	___
7	Cook, Noah	9	Innisfail	57.78	___

Heat 9 of 9 Finals

3	Camarlinghi, Liam	8	Saints	NT	___
4	Francini-O'Hagan, Lachlan	8	Tas Swimming	1:02.98	___
5	Travers-Mason, Loki	9	Stingrays	1:04.72	___

Event 36 Girls 8 & Over 50 LC Meter Freestyle

Lane	Name	Age	Team	Seed Time
------	------	-----	------	-----------

Heat 1 of 9 Finals

1	Turnbull, Kiana	17	Stingrays	29.31	___
2	Galea, Annabel	13	Saints	28.76	___
3	Salecich, Emilee	15	Stingrays	28.14	___
4	Deane, Jessica	13	Stingrays	27.64	___
5	Ganfield, Rayner	13	Stingrays	27.91	___
6	Snelling, Leah	14	Tas Swimming	28.22	___
7	Taylor, Emily	14	Stingrays	29.02	___
8	Rothwell, Aisling	15	Saints	29.69	___

Heat 2 of 9 Finals

1	Bull, Keely	13	Saints	31.51	___
2	Pullar, Emma	14	Stingrays	31.36	___
3	Mcdermott, Emma	16	Dimbulah	30.53	___
4	Millar, Kelsie	13	Malanda	29.88	___
5	Waters, Amber	21	Stingrays	30.15	___
6	Donovan, Chloe	13	Atherton	30.96	___
7	Craig, Kyah	13	Central Cairns	31.48	___
8	Higginson, Isabella	12	Stingrays	31.64	___

Heat 3 of 9 Finals

1	Keith, Cara	15	Marlin Coast	32.58	___
2	Harris, Mia	16	Saints	32.53	___
3	Chen, Joanna	13	Tas Swimming	31.81	___
4	Luxford, Olivia	17	Saints	31.73	___
5	Leighton, Talisha	14	Central Cairns	31.74	___
6	Elliott, Cara	13	Tas Swimming	31.92	___
7	Walkear, Ruby	11	Tas Swimming	32.58	___
8	Cini, Eden	12	Innisfail	32.86	___

Heat 4 of 9 Finals

1	Beck, Natalie	13	Stingrays	34.51	___
2	Greatorex, Sophie	11	Saints	33.90	___
3	Smith, Shelby	12	Saints	33.75	___
4	Cini, Kari	14	Innisfail	33.05	___
5	Brown, Emily	13	Mossman SC	33.57	___
6	Travers-Mason, Kai	12	Stingrays	33.85	___
7	Graham, Hayley	15	Marlin Coast	33.96	___
8	Soda, Charlotte	15	Mareeba	34.60	___

Heat 5 of 9 Finals

1	Chiozzini, Mia	13	Stingrays	36.35	___
2	Smith, Samilee	14	Saints	35.66	___
3	Ganzevles, Jitte	12	Stingrays	35.50	___
4	MacLeod, Ally	14	Dimbulah	35.02	___
5	Graham, Lexi	12	Marlin Coast	35.23	___
6	Pearce, Grace	14	Saints	35.64	___
7	Sullivan, Claudia	11	Saints	36.23	___
8	Campbell, Grace	11	Saints	36.41	___

Heat 6 of 9 Finals

1	Winter, Emma	12	Stingrays	39.02	___
2	Percy, Jamie	11	Stingrays	37.54	___
3	Nock, Miya	12	Marlin Coast	37.30	___
4	Millar, Abbie	10	Malanda	36.54	___
5	Bamford, Ava	10	Central Cairns	36.70	___
6	Pedler, Naomi	12	Stingrays	37.53	___
7	Young, Lily	11	Marlin Coast	38.62	___
8	Curzon, Neena	10	Innisfail	40.59	___

Heat 7 of 9 Finals

1	Bamford, Mia	9	Central Cairns	43.60	___
2	Allcorn, Piper	8	Central Cairns	42.58	___
3	Stewart, Madeline	11	Stingrays	41.91	___
4	Wood, Alexis	9	Central Cairns	41.46	___
5	Goulding, Siena	9	Saints	41.70	___
6	Wilkinson, Elisha	10	Saints	42.25	___
7	Thouroude, Chantal	10	Marlin Coast	42.95	___
8	Njaramba, Lisa	9	Tas Swimming	44.20	___

Heat 8 of 9 Finals

1	Johnson, Rochelle	12	Mossman SC	47.77	___
2	Francini-O'Hagan, Angelina	10	Tas Swimming	47.15	___
3	Greenwood, Eva	9	Stingrays	46.62	___
4	Young, Rivka	11	Mareeba	44.74	___
5	Quabba, Emily	9	Tully	46.16	___
6	See Kee, Indi	10	Stingrays	46.83	___
7	Field, Sienna	10	Central Cairns	47.19	___
8	Pedler, Lauren	9	Stingrays	48.03	___

Heat 9 of 9 Finals

2	Greenwood, Isabelle	8	Stingrays	NT	___
3	Whitby, Rylee	12	Stingrays	NT	___
4	Cracknell, Lucy	9	Stingrays	1:01.32	___
5	Gallaher, Mahalia	9	Mareeba	1:04.36	___
6	Lenton-Cater, Ivy	10	Stingrays	NT	___

Event 37 Boys 11 & Over 800 LC Meter Freestyle

Lane	Name	Age	Team	Seed Time
------	------	-----	------	-----------

Heat 1 of 1 Finals

3	Brown, Oscar	13	Marlin Coast	10:17.57	___
4	West, Marcus	18	Stingrays	8:38.22	___
5	Martinez, Ike	14	Tas Swimming	8:43.51	___
6	Butcher, Matthew	11	Tully	NT	___

2021 Cairns Stingrays LC Preparation Meet - 20/02/2021 to 21/02/2021

Meet Program

Event 38 Girls 11 & Over 800 LC Meter Freestyle

Lane	Name	Age	Team	Seed Time	
Heat 1 of 1 Finals					
3	De Lai, Rhiannon	13	Malanda	11:37.41	___
4	King, Savannah	12	Tsv Tourist	9:49.36	___
5	Tottman, Summer	13	Marlin Coast	10:26.54	___
6	Johnson, Rochelle	12	Mossman SC	NT	___

Event 41 Boys 9 & Over 200 LC Meter IM

Lane	Name	Age	Team	Seed Time	
Heat 1 of 6 Finals					
1	Hallett, Owen	16	Stingrays	2:37.50	___
2	Foote, Nathan	18	Stingrays	2:32.20	___
3	Hendy, Jack	20	Stingrays	2:22.70	___
4	Woodward, Ryan	17	Stingrays	2:13.18	___
5	Martinez, Ike	14	Tas Swimming	2:13.82	___
6	Menzies, Bryce	14	Marlin Coast	2:30.90	___
7	Sorensen, Henrik	13	Tas Swimming	2:33.87	___
8	Loveridge, Hugo	13	Marlin Coast	2:40.57	___

Heat 2 of 6 Finals

1	Brown, Oscar	13	Marlin Coast	2:55.10	___
2	Tutu, Tyrene	14	Central Cairns	2:51.55	___
3	Elliott, Ryan	12	Tas Swimming	2:50.04	___
4	Stemp, Aidan	13	Saints	2:44.56	___
5	Oguchi, Takeru	14	Tas Swimming	2:46.00	___
6	Foote, Daniel	15	Stingrays	2:50.07	___
7	Turnbull, Joel	15	Stingrays	2:54.42	___
8	Mundie, Joel	16	Central Cairns	2:58.20	___

Heat 3 of 6 Finals

1	Kelleher, Dean	13	Innisfail	3:12.82	___
2	Harpley, James	12	Tas Swimming	3:06.69	___
3	Robertson, Callum	12	Saints	3:04.83	___
4	Bergey-Bray, Ezlan	13	Tas Swimming	2:59.59	___
5	Turnbull, Nathan	13	Tas Swimming	3:00.45	___
6	Thouroude, Sebastien	14	Marlin Coast	3:06.34	___
7	Butcher, Matthew	11	Tully	3:07.20	___
8	Dutton, Austin	12	Marlin Coast	3:14.67	___

Heat 4 of 6 Finals

1	Snelling, Jesse	9	Tas Swimming	4:17.29	___
2	Eade, David	21	Mareeba	3:33.81	___
3	Ryan, Ashton	12	Mossman SC	3:22.70	___
4	Thouroude, Nicolas	12	Marlin Coast	3:15.88	___
5	Loveridge, Oscar	9	Marlin Coast	3:21.59	___
6	Rowbotham, Matthew	11	Saints	3:25.81	___
7	Turnbull, Noah	10	Tas Swimming	4:06.26	___
8	Miller, Cayde	13	Dimbulah	4:18.23	___

Heat 5 of 6 Finals

1	Johnson, Tyler	10	Mossman SC	NT	___
2	Quinlan, Ashlan	11	Mareeba	NT	___
3	Worth, Kodi	13	Innisfail	NT	___
4	Ball, Jake	9	Tully	4:45.96	___
5	Mitchell, Nate	14	Dimbulah	NT	___
6	Molford, Mark	11	Stingrays	NT	___
7	Wilson, Ulrich	10	Mareeba	NT	___
8	Quabba, Liam	10	Tully	NT	___

Heat 6 of 6 Finals

3	Beck, Hayden	10	Stingrays	NT	___
4	Ganzevles, Biem	10	Stingrays	NT	___
5	Robertson, Dylan	10	Saints	NT	___

Event 42 Girls 9 & Over 200 LC Meter IM

Lane	Name	Age	Team	Seed Time	
Heat 1 of 6 Finals					
1	Harpley, Jasmine	15	Tas Swimming	2:35.89	___
2	Theakston, Nicole	16	Tas Swimming	2:32.70	___
3	Salecich, Emilee	15	Stingrays	2:27.85	___
4	Goddard, Ella	17	Tas Swimming	2:20.63	___
5	Morris, Lauren	14	Tas Swimming	2:27.00	___
6	Olds, Jasmine	17	Tas Swimming	2:31.64	___
7	Olds, Tara	14	Tas Swimming	2:35.66	___
8	Kuwabara, Ema	15	Tas Swimming	2:37.30	___

Heat 2 of 6 Finals

1	Chen, Joanna	13	Tas Swimming	2:53.22	___
2	Hanson, Jordaan	15	Tas Swimming	2:48.26	___
3	Tottman, Summer	13	Marlin Coast	2:43.28	___
4	Curtis, Abbie	16	Tas Swimming	2:39.09	___
5	Galea, Annabel	13	Saints	2:39.72	___
6	Wilkinson, Briarna	13	Saints	2:46.07	___
7	Bull, Keely	13	Saints	2:48.80	___
8	Clark, Ula	14	Tas Swimming	2:54.44	___

Heat 3 of 6 Finals

1	Camarlinghi, Siahn	12	Saints	3:12.32	___
2	Smith, Samilee	14	Saints	3:07.11	___
3	Harris, Riley	13	Central Cairns	3:05.30	___
4	Elliott, Cara	13	Tas Swimming	2:55.26	___
5	Keith, Cara	15	Marlin Coast	2:59.01	___
6	Greatorex, Sophie	11	Saints	3:05.31	___
7	Walkear, Ruby	11	Tas Swimming	3:08.37	___
8	Graham, Lexi	12	Marlin Coast	3:12.35	___

Heat 4 of 6 Finals

1	Brown, Emily	13	Mossman SC	3:22.90	___
2	Ganzevles, Jitte	12	Stingrays	3:18.69	___
3	Smith, Shelby	12	Saints	3:15.03	___
4	Soda, Charlotte	15	Mareeba	3:13.16	___
5	Graham, Hayley	15	Marlin Coast	3:14.82	___
6	Cini, Eden	12	Innisfail	3:16.09	___
7	Beck, Natalie	13	Stingrays	3:20.74	___
8	Nock, Miya	12	Marlin Coast	3:38.40	___

Heat 5 of 6 Finals

2	Njaramba, Lisa	9	Tas Swimming	4:52.66	___
3	Percy, Jamie	11	Stingrays	3:43.77	___
4	Bamford, Ava	10	Central Cairns	3:38.53	___
5	Sullivan, Claudia	11	Saints	3:40.51	___
6	Thouroude, Chantal	10	Marlin Coast	4:37.90	___
7	Young, Lily	11	Marlin Coast	NT	___

Heat 6 of 6 Finals

3	Bamford, Mia	9	Central Cairns	NT	___
4	Francini-O'Hagan, Angelina	10	Tas Swimming	NT	___
5	Millar, Abbie	10	Malanda	NT	___

2021 Cairns Stingrays LC Preparation Meet - 20/02/2021 to 21/02/2021

Meet Program

Event 43 Boys 10 & Over 100 LC Meter Breaststroke

Lane	Name	Age	Team	Seed Time
------	------	-----	------	-----------

Heat 1 of 4 Finals

1	Hughes, Brady	15	Atherton	1:24.34
2	Sorensen, Henrik	13	Tas Swimming	1:20.48
3	Tutu, Daejahn	16	Central Cairns	1:19.44
4	An, Albert Damin	14	Tas Swimming	1:08.95
5	Chen, Thomas	16	Tas Swimming	1:09.38
6	Foote, Adam	20	Stingrays	1:19.56
7	Milne, Nate	14	Stingrays	1:22.09
8	Menzies, Bryce	14	Marlin Coast	1:25.27

Heat 2 of 4 Finals

1	Worth, Baylee	15	Innisfail	1:36.25
2	Gall, Thomas	15	Saints	1:33.29
3	Loveridge, Hugo	13	Marlin Coast	1:28.78
4	Tutu, Tyrene	14	Central Cairns	1:25.33
5	Elliott, Ryan	12	Tas Swimming	1:26.80
6	Young, Steven	14	Mareeba	1:32.64
7	Turnbull, Nathan	13	Tas Swimming	1:33.71
8	McDermott, Jack	14	Dimbulah	1:37.61

Heat 3 of 4 Finals

1	Quabba, Liam	10	Tully	2:00.85
2	Rowbotham, Matthew	11	Saints	1:56.62
3	Bergey-Bray, Ezlan	13	Tas Swimming	1:41.85
4	Thouroude, Nicolas	12	Marlin Coast	1:39.28
5	Murray, Taj	13	Cannonvale	1:41.23
6	Kelleher, Dean	13	Innisfail	1:48.54
7	Turnbull, Noah	10	Tas Swimming	1:58.62
8	Dutton, Austin	12	Marlin Coast	2:02.61

Heat 4 of 4 Finals

3	Cunneen, Alf	15	Central Cairns	3:03.87
4	De Carlo, Raiden	10	Mossman SC	2:02.82
5	Sichter, Cooper	11	Tully	2:03.26
6	Wilson, Ulrich	10	Mareeba	NT

Event 44 Girls 10 & Over 100 LC Meter Breaststroke

Lane	Name	Age	Team	Seed Time
------	------	-----	------	-----------

Heat 1 of 5 Finals

1	Donovan, Chloe	13	Atherton	1:25.55
2	Luxford, Olivia	17	Saints	1:22.80
3	Harpley, Jasmine	15	Tas Swimming	1:21.58
4	Olds, Jasmine	17	Tas Swimming	1:19.23
5	Rothwell, Aisling	15	Saints	1:20.89
6	Taylor, Emily	14	Stingrays	1:22.33
7	Wilkinson, Maddisen	14	Saints	1:24.67
8	Waters, Amber	21	Stingrays	1:27.31

Heat 2 of 5 Finals

1	Smith, Samilee	14	Saints	1:34.85
2	Soda, Charlotte	15	Mareeba	1:30.80
3	Ganfield, Rayner	13	Stingrays	1:30.63
4	Clark, Ula	14	Tas Swimming	1:30.10
5	Bull, Keely	13	Saints	1:30.19
6	Deane, Jessica	13	Stingrays	1:30.71
7	Graham, Lexi	12	Marlin Coast	1:33.79
8	Brown, Emily	13	Mossman SC	1:36.43

Heat 3 of 5 Finals

1	Walkear, Ruby	11	Tas Swimming	1:47.30
2	Hallett, Zara	12	Stingrays	1:45.19
3	Harris, Riley	13	Central Cairns	1:38.12
4	Craig, Kyah	13	Central Cairns	1:36.58
5	Smith, Shelby	12	Saints	1:37.42
6	Cini, Eden	12	Innisfail	1:43.56
7	Kidd, Jacqueline	12	Malanda	1:46.40
8	Millar, Abbie	10	Malanda	1:48.41

Heat 4 of 5 Finals

2	Curzon, Neena	10	Innisfail	1:55.11
3	Young, Lily	11	Marlin Coast	1:52.36
4	Wilkinson, Elisha	10	Saints	1:49.84
5	Campbell, Grace	11	Saints	1:50.12
6	Bamford, Ava	10	Central Cairns	1:53.24
7	Nock, Miya	12	Marlin Coast	1:56.44

Heat 5 of 5 Finals

3	Lenton-Cater, Ivy	10	Stingrays	NT
4	Winter, Emma	12	Stingrays	2:00.53
5	Stewart, Madeline	11	Stingrays	2:17.80

Event 45 Boys 11 & Over 200 LC Meter Freestyle

Lane	Name	Age	Team	Seed Time
------	------	-----	------	-----------

Heat 1 of 3 Finals

1	Brown, Oscar	13	Marlin Coast	2:24.60
2	Tutu, Daejahn	16	Central Cairns	2:13.98
3	Theakston, Michael	15	Tas Swimming	2:09.81
4	Layton, William	17	Marlin Coast	1:59.68
5	Williams, Lenny	16	Marlin Coast	2:04.99
6	Greatorex, Thomas	14	Saints	2:10.52
7	Foote, Nathan	18	Stingrays	2:16.69
8	D'Andrea, Ashley	15	Saints	2:32.62

Heat 2 of 3 Finals

1	Worth, Kodi	13	Innisfail	2:57.59
2	Dutton, Austin	12	Marlin Coast	2:45.69
3	Robertson, Callum	12	Saints	2:41.03
4	Turnbull, Joel	15	Stingrays	2:34.04
5	Chohan, Shaan	14	Mareeba	2:40.42
6	Gall, Thomas	15	Saints	2:41.63
7	Bergey-Bray, Ezlan	13	Tas Swimming	2:47.10
8	Winter, Toby	11	Stingrays	3:39.21

Heat 3 of 3 Finals

3	Rowbotham, Matthew	11	Saints	NT
4	Lloyd, Connor	17	Stingrays	NT
5	Elliott, Ryan	12	Tas Swimming	NT

Event 46 Girls 11 & Over 200 LC Meter Freestyle

Lane	Name	Age	Team	Seed Time
------	------	-----	------	-----------

Heat 1 of 3 Finals

1	Tottman, Summer	13	Marlin Coast	2:21.28
2	Curtis, Abbie	16	Tas Swimming	2:19.88
3	Snelling, Leah	14	Tas Swimming	2:13.41
4	Thorpe, Enna	18	Tas Swimming	2:09.07
5	Robinson, Amber	15	Tas Swimming	2:12.42
6	King, Savannah	12	Tsv Tourist	2:18.92
7	Ganfield, Rayner	13	Stingrays	2:20.55
8	Wilkinson, Maddisen	14	Saints	2:32.50

2021 Cairns Stingrays LC Preparation Meet - 20/02/2021 to 21/02/2021

Meet Program

Heat 2 Finals (#46 Girls 11 & Over 200 LC Meter Freestyle)

1	Graham, Hayley	15	Marlin Coast	2:47.48	___
2	De Lai, Rhiannon	13	Malanda	2:41.36	___
3	Higginson, Isabella	12	Stingrays	2:41.11	___
4	Elliott, Cara	13	Tas Swimming	2:32.99	___
5	Keith, Cara	15	Marlin Coast	2:34.17	___
6	Mcdermott, Emma	16	Dimbulah	2:41.17	___
7	Camarlinghi, Siahn	12	Saints	2:46.11	___
8	Beck, Natalie	13	Stingrays	2:50.93	___

Heat 3 of 3 Finals

1	Johnson, Rochelle	12	Mossman SC	NT	___
2	Smith, Samilee	14	Saints	NT	___
3	Campbell, Grace	11	Saints	3:10.92	___
4	Wilson, Zeske	14	Mareeba	2:55.16	___
5	Brown, Emily	13	Mossman SC	3:00.10	___
6	Pullar, Emma	14	Stingrays	3:12.19	___
7	Young, Lily	11	Marlin Coast	NT	___
8	Cini, Eden	12	Innisfail	NT	___

Event 47 Boys 10 & Over 100 LC Meter Backstroke

Lane	Name	Age	Team	Seed Time	
------	------	-----	------	-----------	--

Heat 1 of 5 Finals

1	Stemp, Aidan	13	Saints	1:11.60	___
2	Greatorex, Thomas	14	Saints	1:06.93	___
3	West, Marcus	18	Stingrays	1:01.31	___
4	Hendy, Jack	20	Stingrays	58.53	___
5	Woodward, Ryan	17	Stingrays	1:00.80	___
6	Martinez, Ike	14	Tas Swimming	1:04.99	___
7	Tutu, Daejahn	16	Central Cairns	1:10.60	___
8	Hallett, Owen	16	Stingrays	1:12.74	___

Heat 2 of 5 Finals

1	Thouroude, Sebastien	14	Marlin Coast	1:21.57	___
2	Foote, Adam	20	Stingrays	1:21.13	___
3	Sorensen, Henrik	13	Tas Swimming	1:16.25	___
4	Lloyd, Connor	17	Stingrays	1:14.22	___
5	Menzies, Bryce	14	Marlin Coast	1:14.90	___
6	Bergey-Bray, Ezlan	13	Tas Swimming	1:19.76	___
7	Loveridge, Hugo	13	Marlin Coast	1:21.52	___
8	Milne, Nate	14	Stingrays	1:24.22	___

Heat 3 of 5 Finals

1	Murray, Taj	13	Cannonvale	1:31.97	___
2	Ryan, Ashton	12	Mossman SC	1:27.76	___
3	Kelleher, Dean	13	Innisfail	1:26.29	___
4	Chohan, Shaan	14	Mareeba	1:24.44	___
5	Turnbull, Nathan	13	Tas Swimming	1:24.63	___
6	Harpley, James	12	Tas Swimming	1:26.36	___
7	Rowbotham, Matthew	11	Saints	1:30.20	___
8	Dutton, Austin	12	Marlin Coast	1:32.48	___

Heat 4 of 5 Finals

2	Young, Steven	14	Mareeba	1:48.60	___
3	Thouroude, Nicolas	12	Marlin Coast	1:43.84	___
4	Johnson, Tyler	10	Mossman SC	1:36.58	___
5	Turnbull, Noah	10	Tas Swimming	1:41.16	___
6	Eade, David	21	Mareeba	1:44.47	___
7	Ganzevles, Biem	10	Stingrays	1:48.60	___

Heat 5 of 5 Finals

3	Sichter, Cooper	11	Tully	NT	___
4	Molford, Mark	11	Stingrays	1:49.11	___
5	Foote, Daniel	15	Stingrays	1:49.87	___

Event 48 Girls 10 & Over 100 LC Meter Backstroke

Lane	Name	Age	Team	Seed Time	
------	------	-----	------	-----------	--

Heat 1 of 5 Finals

1	Waters, Amber	21	Stingrays	1:13.38	___
2	Harpley, Jasmine	15	Tas Swimming	1:11.42	___
3	Curtis, Abbie	16	Tas Swimming	1:10.90	___
4	Morris, Lauren	14	Tas Swimming	1:06.24	___
5	Robinson, Amber	15	Tas Swimming	1:09.30	___
6	Turnbull, Kiana	17	Stingrays	1:11.12	___
7	Olds, Tara	14	Tas Swimming	1:11.87	___
8	Galea, Annabel	13	Saints	1:13.86	___

Heat 2 of 5 Finals

1	Elliott, Cara	13	Tas Swimming	1:22.81	___
2	Chen, Joanna	13	Tas Swimming	1:19.41	___
3	Millar, Kelsie	13	Malanda	1:17.01	___
4	Theakston, Nicole	16	Tas Swimming	1:14.60	___
5	Rothwell, Aisling	15	Saints	1:15.75	___
6	Hanson, Jordaan	15	Tas Swimming	1:17.25	___
7	Bull, Keely	13	Saints	1:21.06	___
8	Harris, Mia	16	Saints	1:23.14	___

Heat 3 of 5 Finals

1	Graham, Hayley	15	Marlin Coast	1:30.17	___
2	Luxford, Olivia	17	Saints	1:26.42	___
3	Harris, Riley	13	Central Cairns	1:24.52	___
4	Greatorex, Sophie	11	Saints	1:23.78	___
5	Leighton, Talisha	14	Central Cairns	1:24.35	___
6	Walkear, Ruby	11	Tas Swimming	1:24.87	___
7	Travers-Mason, Kai	12	Stingrays	1:27.60	___
8	Cini, Eden	12	Innisfail	1:30.45	___

Heat 4 of 5 Finals

1	Cini, Kari	14	Innisfail	1:43.12	___
2	Campbell, Grace	11	Saints	1:41.40	___
3	Pedler, Naomi	12	Stingrays	1:37.59	___
4	Ganzevles, Jitte	12	Stingrays	1:33.18	___
5	Millar, Abbie	10	Malanda	1:37.34	___
6	Hallett, Zara	12	Stingrays	1:40.60	___
7	Graham, Lexi	12	Marlin Coast	1:41.60	___
8	Curzon, Neena	10	Innisfail	1:43.38	___

Heat 5 of 5 Finals

2	Young, Lily	11	Marlin Coast	NT	___
3	Whitby, Rylee	12	Stingrays	NT	___
4	Wilkinson, Elisha	10	Saints	2:00.70	___
5	Macleod, Ally	14	Dimbulah	NT	___
6	Johnson, Rochelle	12	Mossman SC	NT	___

Event 49 Boys 11 & Over 200 LC Meter Butterfly

Lane	Name	Age	Team	Seed Time	
------	------	-----	------	-----------	--

Heat 1 of 1 Finals

2	D'Andrea, Ashley	15	Saints	3:08.65	___
3	Donovan, Ned	15	Atherton	2:33.71	___
4	Layton, William	17	Marlin Coast	2:12.21	___
5	Clark, Mark	16	Stingrays	2:33.13	___
6	Oguchi, Takeru	14	Tas Swimming	2:37.64	___

2021 Cairns Stingrays LC Preparation Meet - 20/02/2021 to 21/02/2021

Meet Program

Event 50 Girls 11 & Over 200 LC Meter Butterfly

Lane	Name	Age	Team	Seed Time
Heat 1 of 1 Finals				
3	Kuwabara, Ema	15	Tas Swimming	2:35.20
4	Goddard, Ella	17	Tas Swimming	2:14.24
5	Robinson, Amber	15	Tas Swimming	2:29.01
6	Deane, Jessica	13	Stingrays	NT

Event 51 Boys 11 & Over 400 LC Meter Freestyle

Lane	Name	Age	Team	Seed Time
Heat 1 of 2 Finals				
1	Robertson, Callum	12	Saints	5:33.72
2	An, Albert Damin	14	Tas Swimming	4:31.56
3	Williams, Lenny	16	Marlin Coast	4:24.52
4	West, Marcus	18	Stingrays	4:08.99
5	Layton, William	17	Marlin Coast	4:17.83
6	Theakston, Michael	15	Tas Swimming	4:30.25
7	Greatorex, Thomas	14	Saints	4:58.40
8	Mundie, Joel	16	Central Cairns	5:34.55
Heat 2 of 2 Finals				
3	Worth, Kodi	13	Innisfail	NT
4	Worth, Baylee	15	Innisfail	5:40.41
5	Eade, David	21	Mareeba	6:00.10

Event 52 Girls 11 & Over 400 LC Meter Freestyle

Lane	Name	Age	Team	Seed Time
Heat 1 of 2 Finals				
1	Ganfield, Rayner	13	Stingrays	5:08.38
2	Tottman, Summer	13	Marlin Coast	5:03.00
3	Theakston, Nicole	16	Tas Swimming	4:43.54
4	Salecich, Emilee	15	Stingrays	4:34.01
5	Thorpe, Enna	18	Tas Swimming	4:34.20
6	Snelling, Leah	14	Tas Swimming	4:44.64
7	Wilkinson, Briarna	13	Saints	5:07.75
8	Millar, Kelsie	13	Malanda	5:25.12
Heat 2 of 2 Finals				
2	Johnson, Rochelle	12	Mossman SC	6:04.73
3	De Lai, Rhiannon	13	Malanda	5:41.80
4	Harris, Mia	16	Saints	5:36.09
5	Wilkinson, Maddisen	14	Saints	5:36.44
6	Greatorex, Sophie	11	Saints	6:02.39
7	Wilson, Zeske	14	Mareeba	6:33.08