

Cairns
Stingrays
Swimming Club



2020 long course Transition Meet

Sunday 25th October 2020

Woree Swimming Pool,
Pool Close, Woree

Gates Open: 8:00am
Start: 9:00am
Gate Entry: \$3.00
Non-Competitors

Cairns
Stingrays
Swimming Club

Referees

Kathy Hare, Louise Nicholson, Deb Anderson, Keith Layton

Welcome to our Swim Meet for the 2020–21 Season.

We hope that you all have a fun filled day and achieve your goals. Thank you to all of you for coming and giving your assistance and making this meet possible for the swimmers.

Swimming carnivals would not be possible without the co-operation of all volunteers who give their time to officiate.

Thanks to the Referees for giving their time generously.

Stingrays Committee



Cairns Stingrays Swimming Club wishes to thank our sponsors for this meet:



**Cairns Barrier Reef
Lions Club Inc.**



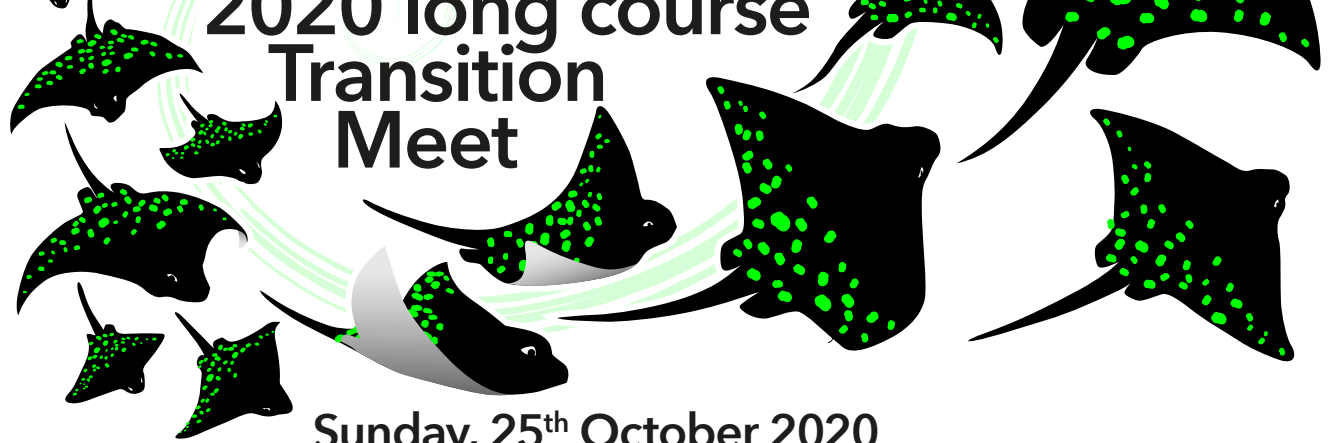
SWIM
EFFICIENCY





Cairns Stingrays Swimming Club

2020 long course Transition Meet



Sunday, 25th October 2020

Woree Sports & Aquatic Centre, Pool Close, Woree

Gate Entry Fee \$3.00 non-competitors

8:00am for a 9:00am START

M	F	Distance	Age	Stroke
1	2	400	11&O	Freestyle
3*	4*	25	8&U	Backstroke
5	6	50	8&O	Backstroke
7*	8*	25	8&U	Breaststroke
9	10	200	11&O	Breaststroke
11*	12*	25	8&U	Freestyle
13	14	100	8&O	Freestyle
15*	16*	25	8&U	Butterfly
17	18	200	11&O	Butterfly
Break				
19	20	200	11&O	IM
21	22	50	8&O	Freestyle
23	24	100	8&O	Breaststroke
25	26	200	11&O	Backstroke
27	28	50	8&O	Butterfly
29	30	200	11&O	Freestyle
31	32	50	8&O	Breaststroke
33	34	100	8&O	Backstroke
35	36	100	8&O	Butterfly

Please Read the Conditions of Entry

1. Age will be as at: 25/10/2020
2. All competitors must be a registered member of an affiliated SAL club or a visiting member of a FINA registered nation. SWD swimmers must present their classification card to the referee of the day.
3. Rules will be the FINA rules and the By-Laws of Swimming Australia (SAL) and Swimming Queensland (SQ), competition will be under the direction of the Race Referee at all times. Any protests are to be in writing accompanied by a \$100 fee and lodged with the Race Referee within 30 minutes of the completion of the event.
4. Meet will be conducted under the Swimming Pool and Aquatic Centre Industry COVID Safe Plan.
5. * 8yrs & Under can enter either 25m Rule Tolerances Swims or 8yrs & Over swims not both. No medals awarded - participation ribbons only for 25m swimmers.
6. 50m, 100m & 200IM events will be multi aged for results.
7. Nominations Close on Friday 16th October 2020. Nominations for all individual events will be via swim central.

A small amount of programmes available at door for \$2.00 and also available to download from the FNQ Web Site.

NOMINATIONS: (excluding any surcharge):

8 Yrs & U 25 m events: \$2.00 per event
All open events: \$4.00 per event



Referees: to be advised

Warm-Up; Under Coaches supervision

Lanes 2 to 7 are reserved throughout the whole of the warm up period as circle swimming lanes.

Lane 1 and 8 (north end) are reserved throughout the whole of the warm up period for dive sprints and walk backs. Swimmers must clear the lane immediately, and must use caution when doing a Backstroke start.

Participating Clubs

Club name	Code	Female	Male	Athletes	Entries
Atherton SC Inc.	ATHER	3	2	5	28
Cairns Stingrays SC Inc.	SRAYS	25	21	46	189
Central Cairns Swimming Inc.	CENCA	13	8	21	94
Dimbulah Asc Inc.	DIMBU	1	2	3	8
Edge Hill SC	EDGE	6	2	8	28
Herbert River Asc Inc.	HERBE	1	1	2	16
Innisfail SC Inc.	INNIS	0	1	1	4
Malanda Aquatic Dragons	MALAN	4	4	8	41
Mareeba SC Inc.	MAREE	8	7	15	84
Marlin Coast SC Inc.	MARLI	6	11	17	88
Saints SC Inc.	SAINT	16	10	26	116
TAS Swimming Inc.	TASSC	18	16	34	162
Tully SC Inc.	TULLY	2	1	3	13
TOTAL	13	103	86	189	871

Photography Policy

Cairns Stingrays welcomes the proper use of cameras at the venue. In nominating for this meet, swimmers agree that they may be photographed and that images may be used in publications, including but not restricted to, FNQ and Swimming Club websites or social media sites. Under no circumstances must photos / videos be taken in the change rooms.



Ronald
McDonald
Family
Retreat®



Timekeeping Allocations

Refer to the tables below for Club lane allocations. Thank you to all clubs for giving your time generously; if any problems arise, please don't hesitate to bring this to our attention.

Lane Allocation

Lane 1	Lane 2	Lane 3	Lane 4	Lane 5	Lane 6	Lane 7	Lane 8
SRAYS	MARLIN	MAREEBA	TAS	SAINTS	CENTRAL	TAS	EDGE/ MALANDA
SRAYS	MARLIN	MAREEBA	TAS	SAINTS	CENTRAL	TAS	SAINTS



Meet Mobile

**Swimmers, fans,
and coaches!**

Keep track of meets from the palm of your hand, no matter where you are.

Follow your favourite swimmers & teams

Flag swimmers and/or teams as 'favourites' and then easily filter down to see both completed results and upcoming schedule.

Used by more than a million Swimmers, Fans & Coaches



COVID-19 PRESCRIBED CLUBS SEATING PLAN



Ticket ordering links

Ticket link for swimmers

Cairns Stingrays Swimming Carnival - Swimmer



Cairns Stingrays Swimming Club

2020 Long Course Transition Meet

On Sunday 25 October 2020 at 7:00 AM

LOCATION

Woree Sports and Aquatic Centre
1 Pool Close, Woree, QLD 4870

CONTACT DETAILS

[CONTACT EVENT ORGANISER](#)

Ticket link for parents

Cairns Stingrays Swimming Carnival - Parent



Cairns Stingrays Swimming Club

2020 Long Course Transition Meet

On Sunday 25 October 2020 at 7:00 AM

LOCATION

Woree Sports and Aquatic Centre
1 Pool Close, Woree, QLD 4870

CONTACT DETAILS

[CONTACT EVENT ORGANISER](#)

Ticket link for coaches & officials

Cairns Stingrays Swimming Carnival - Coach/Official



Cairns Stingrays Swimming Club

2020 Long Course Transition Meet

On Sunday 25 October 2020 at 7:00 AM

LOCATION

Woree Sports and Aquatic Centre
1 Pool Close, Woree, QLD 4870

CONTACT DETAILS

[CONTACT EVENT ORGANISER](#)

Click on the panel for your preferred ticket category - this will take you to the online booking area to obtain your ticket/s.

This ticket reserving system is necessary for Covid tracing.

COVID-19 Club Meet Information for Attendees

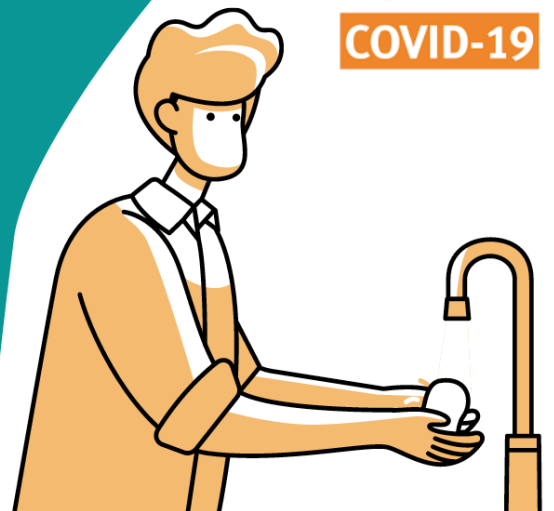
PHYSICAL DISTANCING & HYGIENE

Physical distancing must be observed **during the event.** **Anyone not doing the right thing** will be removed.

All attendees **have a level of responsibility** to follow all instructions and restrictions **when attending events.** This includes providing contact details, assuring they are well and practising good hygiene.

Managers and coaches, **ensure your members are seated in the correct area & distancing accordingly.**

Unite 
against
COVID-19



COVID-19 Club Meet Information for Attendees

GROUP MANAGEMENT & CONTACT TRACING

Host clubs **will have** Event Site Maps **that** clearly show **defined areas/spaces and flow in and around the venue.**

Each Club 'group' will be assigned **a** defined area/space **showing clearly** where **they are to be** seated during the meet.

Upon arrival and departure, all attendees must provide **their details.**



COVID-19 Terms and Conditions of Entry and Attendance at Events

All attendees **will be** required to read **these** Terms and Conditions **and the** Meet Information **BEFORE** nominating **for, or attending the event.**


Nominating **for, or attending the event** confirms your acceptance **of these** Terms and Conditions.

Read, understand and agree to comply with
'Meet Information for Attendees'

Read, understand and agree to comply with
'COVID-19 Terms and Conditions'

IMPORTANT: Routine inspections of events may be conducted with both Queensland Health and Queensland Police Service able to issue on-the-spot infringements for individuals and organisations for non-compliance with Public Health Directions.

Unite  against
COVID-19





Menu

Bacon & Egg Wraps	\$5
Roast Pork & Gravy rolls	\$5.50
Pasta	\$4
Vegetable Lasagna	\$4
Curry Vegetable Pasta Salad	\$4
Toasties:	
Ham & Cheese	\$4
Cheese	\$2.50
Sushi roll	\$4
Fruit Salad + Greek Yoghurt	\$3.50
Assorted Cakes and Slices	various

*Coffee, drinks, ice-creams, lollies and chips
are available from the kiosk*

2020 Cairns Stingrays LC Transition Meet - 25/10/2020

Meet Program

Event 1 Boys 11 & Over 400 LC Meter Freestyle

Lane	Name	Age	Team	Seed Time
------	------	-----	------	-----------

Heat 1 of 2 Finals

1	Mundie, Joel	15	CENCA	5:34.55
2	Clark, Mark	15	Stingrays	4:40.65
3	Theakston, Michael	15	Tas Swimming	4:37.70
4	Tenni, Joel	17	Tas Swimming	4:29.90
5	Harris, Harvey	16	CENCA	4:34.45
6	An, Albert Damin	14	Tas Swimming	4:38.92
7	Brown, Oscar	13	MARLI	4:58.25
8	Robertson, Callum	12	Saints	5:59.78

Heat 2 of 2 Finals

2	Galea, Jonathan	11	Saints	NT
3	Stevens, Logan	12	MARLI	NT
4	Hickey, Alistair	14	Malanda	6:28.51
5	Butcher, Matthew	11	Tully	6:31.74
6	Hickey, Niall	15	Malanda	NT

Event 2 Girls 11 & Over 400 LC Meter Freestyle

Lane	Name	Age	Team	Seed Time
------	------	-----	------	-----------

Heat 1 of 2 Finals

1	Zammit, Bailee	13	Saints	5:09.28
2	Robinson, Rebecca	14	Tas Swimming	5:01.44
3	Snelling, Leah	13	Tas Swimming	4:45.70
4	Salecich, Emilee	15	Stingrays	4:34.01
5	Theakston, Nicole	16	Tas Swimming	4:43.54
6	Olds, Tara	13	Tas Swimming	4:55.90
7	Maszak, Naomi	16	Tas Swimming	5:07.54
8	Wilkinson, Briarna	12	Saints	5:14.60

Heat 2 of 2 Finals

1	Greatorex, Sophie	11	Saints	NT
2	Firth, Rhiannon	14	CENCA	6:19.64
3	Eveans, Lilly	15	Saints	5:32.32
4	Galea, Annabel	13	Saints	5:15.63
5	Gubby, Meg	14	Saints	5:26.80
6	Craig, Kyah	13	CENCA	5:53.40
7	Wilson, Zeske	14	Mareeba	6:56.90
8	Apap, Maddison	11	Tully	NT

Event 3 Boys 8 & Under 25 LC Meter Backstroke

Lane	Name	Age	Team	Seed Time
------	------	-----	------	-----------

Heat 1 of 1 Finals

3	Loveridge, A	7	MARLI	NT
4	Sly, Camden	8	Malanda	NT
5	Molford, Justin	8	Stingrays	NT

Event 4 Girls 8 & Under 25 LC Meter Backstroke

Lane	Name	Age	Team	Seed Time
------	------	-----	------	-----------

Heat 1 of 1 Finals

1	Sneddon, Madeleine	8	Tas Swimming	NT
2	Allcorn, Frankie	6	CENCA	38.27
3	Greenwood, Isabelle	7	Stingrays	32.10
4	Sasaki, Sora	7	EDGE	31.09
5	Lewis, Ivy	7	EDGE	31.24
6	Higginson, Eden	7	Stingrays	37.54
7	Oliver, Ella	7	Stingrays	41.11
8	Ramirez Catelan, Rafaela	8	Saints	NT

Event 5 Boys 8 & Over 50 LC Meter Backstroke

Lane	Name	Age	Team	Seed Time
------	------	-----	------	-----------

Heat 1 of 6 Finals

1	Brammer, Nicholas	14	Mareeba	37.40
2	Hallett, Owen	15	Stingrays	34.20
3	Foote, Nathan	18	Stingrays	32.51
4	Woodward, Ryan	17	Stingrays	28.09
5	Lucey, Lloyd	18	Stingrays	29.39
6	Foote, Adam	20	Stingrays	33.51
7	Oguchi, Takeru	13	Tas Swimming	36.60
8	Young, Steven	13	Mareeba	38.23

Heat 2 of 6 Finals

1	Turnbull, Nathan	12	Tas Swimming	40.80
2	Kelleher, Dean	13	Innisfail	39.82
3	Thouroude, Sebastien	14	MARLI	39.10
4	Elliott, Ryan	12	Herbert River	38.30
5	Bergey-Bray, Ezlan	13	Tas Swimming	38.50
6	Turnbull, Joel	15	Stingrays	39.70
7	Chohan, Shaan	13	Mareeba	40.50
8	Foote, Daniel	15	Stingrays	41.04

Heat 3 of 6 Finals

1	Hughes, Brady	15	Atherton	47.67
2	Olds, Mitchell	11	Tas Swimming	47.27
3	Harris, Charlie	11	CENCA	43.40
4	Brown, Oscar	13	MARLI	41.08
5	Harpley, James	12	Tas Swimming	41.72
6	Young, Reuben	10	Mareeba	45.55
7	Thouroude, Nicolas	11	MARLI	47.45
8	Gubby, Toby	12	Saints	48.00

Heat 4 of 6 Finals

1	Loveridge, Oscar	9	MARLI	51.40
2	Harris, Liam	10	CENCA	49.60
3	Hickey, Alistair	14	Malanda	49.03
4	Klemke, Jay	11	EDGE	48.55
5	Majer, Jacob	11	CENCA	48.80
6	Brammer, Henry	12	Mareeba	49.10
7	Ganzevles, Biem	10	Stingrays	51.10
8	Wilson, Ulrich	9	Mareeba	51.77

Heat 5 of 6 Finals

1	Mueller, Maximilian	8	Stingrays	56.60
2	Turnbull, Noah	10	Tas Swimming	54.58
3	Mueller, Lennard	8	Stingrays	53.30
4	Majer, Cody	9	CENCA	52.41
5	Cerutti, Luke	11	Saints	52.80
6	Craig, Koby	9	CENCA	54.24
7	Snelling, Jesse	9	Tas Swimming	55.88
8	Molford, Mark	10	Stingrays	58.09

Heat 6 of 6 Finals

1	Oliver, Darcy	9	Stingrays	NT
2	Cunneen, Alf	14	CENCA	1:25.56
3	Kidd, Patrick	8	Malanda	1:00.06
4	Robertson, Dylan	10	Saints	58.11
5	Beck, Hayden	9	Stingrays	59.33
6	Francini-O'Hagan, Lachlan	8	Tas Swimming	1:04.54
7	Sweeper, Harley	9	Mareeba	NT

2020 Cairns Stingrays LC Transition Meet - 25/10/2020

Meet Program

Event 6 Girls 8 & Over 50 LC Meter Backstroke

Lane	Name	Age	Team	Seed Time
------	------	-----	------	-----------

Heat 1 of 7 Finals

1	Kuwabara, Ema	15	Tas Swimming	35.78
2	Turnbull, Kiana	17	Stingrays	35.00
3	Taylor, Emily	14	Saints	34.32
4	Morris, Lauren	14	Tas Swimming	32.40
5	Waters, Amber	20	Stingrays	33.10
6	Sorensen, Thea	16	Tas Swimming	35.00
7	Deane, Jessica	13	Stingrays	35.50
8	Kidd, Genavieve	18	Malanda	36.32

Heat 2 of 7 Finals

1	Pullar, Emma	14	Stingrays	41.09
2	Eveans, Lilly	15	Saints	39.37
3	Elliott, Cara	13	Herbert River	37.91
4	Bull, Keely	13	Saints	36.80
5	Millar, Kelsie	13	Malanda	37.84
6	Greatorex, Sophie	11	Saints	38.30
7	Harris, Riley	13	CENCA	39.50
8	Soda, Charlotte	15	Mareeba	41.10

Heat 3 of 7 Finals

1	Difrancesco, Tamarin	12	Saints	47.85
2	Carey, Paige	12	Mareeba	45.20
3	Beck, Natalie	13	Stingrays	44.41
4	Everett, Tiffany	15	MARLI	43.91
5	Kidd, Jacqueline	12	Malanda	44.05
6	Young, Lily	11	MARLI	44.90
7	Vickers, Emily	11	MARLI	46.10
8	Fuller, Shelby	11	Mareeba	48.00

Heat 4 of 7 Finals

1	Winter, Emma	12	Stingrays	51.74
2	Lulham, Arabella	11	MARLI	50.60
3	Millar, Abbie	9	Malanda	49.20
4	Wilson, Zeske	14	Mareeba	48.20
5	Travers-Mason, Kai	12	Stingrays	48.78
6	Hunter, Tanasyn	11	Mareeba	50.00
7	Percy, Jamie	10	Stingrays	51.30
8	Lewis, Elsie	9	EDGE	52.35

Heat 5 of 7 Finals

1	Hogan, Casey	9	CENCA	1:08.11
2	Klemke, Emma	8	EDGE	1:00.43
3	Francini-O'Hagan, Angelina	10	Tas Swimming	59.02
4	Njaramba, Lisa	9	Tas Swimming	53.30
5	Young, Rivka	10	Mareeba	58.80
6	Thouroude, Chantal	9	MARLI	59.70
7	Field, Sienna	9	CENCA	1:00.85
8	Stevenson, Roisin	11	CENCA	NT

Heat 6 of 7 Finals

1	Cracknell, Lucy	9	Stingrays	NT
2	Pedler, Lauren	9	Stingrays	NT
3	See Kee, Indi	10	Stingrays	NT
4	Stewart, Madeline	10	Stingrays	NT
5	Strydom, Kathryn	10	Mareeba	NT
6	Hall, Bella	9	Stingrays	NT
7	Marek, Abbey	9	CENCA	NT
8	Greenwood, Eva	8	Stingrays	NT

Heat 7 of 7 Finals

3	Simpson, Caitlyn	8	EDGE	NT
4	Allcorn, Piper	8	CENCA	NT
5	Cyglar, Halle	8	CENCA	NT

Event 7 Boys 8 & Under 25 LC Meter Breaststroke

Lane	Name	Age	Team	Seed Time
------	------	-----	------	-----------

Heat 1 of 1 Finals

3	Loveridge, A	7	MARLI	NT
4	Sly, Camden	8	Malanda	NT
5	Molford, Justin	8	Stingrays	NT

Event 8 Girls 8 & Under 25 LC Meter Breaststroke

Lane	Name	Age	Team	Seed Time
------	------	-----	------	-----------

Heat 1 of 1 Finals

1	Sneddon, Madeleine	8	Tas Swimming	NT
2	Oliver, Ella	7	Stingrays	54.64
3	Lewis, Ivy	7	EDGE	41.84
4	Allcorn, Frankie	6	CENCA	35.57
5	Greenwood, Isabelle	7	Stingrays	41.37
6	Sasaki, Sora	7	EDGE	47.38
7	Higginson, Eden	7	Stingrays	57.91
8	Ramirez Catelan, Rafaela	8	Saints	NT

Event 9 Boys 11 & Over 200 LC Meter Breaststroke

Lane	Name	Age	Team	Seed Time
------	------	-----	------	-----------

Heat 1 of 2 Finals

1	Milne, Nate	13	Stingrays	3:13.26
2	Martin, Patrick	15	Stingrays	3:11.40
3	Williams, Lenny	15	MARLI	2:49.90
4	An, Albert Damin	14	Tas Swimming	2:31.70
5	Chen, Thomas	15	Tas Swimming	2:32.27
6	Sorensen, Henrik	13	Tas Swimming	3:04.40
7	Elliott, Ryan	12	Herbert River	3:11.60
8	Thouroude, Nicolas	11	MARLI	NT

Heat 2 of 2 Finals

3	Butcher, Matthew	11	Tully	NT
4	Galea, Jonathan	11	Saints	NT
5	Scherr, Fernando	31	Saints	NT

Event 10 Girls 11 & Over 200 LC Meter Breaststroke

Lane	Name	Age	Team	Seed Time
------	------	-----	------	-----------

Heat 1 of 2 Finals

1	Martin, Isabella	16	Mareeba	3:35.95
2	Clark, Ula	13	Tas Swimming	3:12.48
3	Robinson, Amber	14	Tas Swimming	2:59.41
4	Harpley, Jasmine	15	Tas Swimming	2:55.46
5	Rothwell, Aisling	14	Saints	2:58.10
6	Gubby, Meg	14	Saints	3:10.89
7	Soda, Charlotte	15	Mareeba	3:20.60
8	Apap, Maddison	11	Tully	3:36.30

Heat 2 of 2 Finals

2	Pedler, Naomi	12	Stingrays	NT
3	Hallett, Zara	12	Stingrays	4:09.46
4	Higginson, Isabella	12	Stingrays	3:52.51
5	Ganzevles, Jitte	12	Stingrays	3:55.30
6	Hunter, Tanasyn	11	Mareeba	4:11.20

2020 Cairns Stingrays LC Transition Meet - 25/10/2020

Meet Program

Event 11 Boys 8 & Under 25 LC Meter Freestyle

Lane	Name	Age	Team	Seed Time
Heat 1 of 1 Finals				
4	Sly, Camden	8	Malanda	NT
5	Loveridge, A	7	MARLI	NT

Event 12 Girls 8 & Under 25 LC Meter Freestyle

Lane	Name	Age	Team	Seed Time
Heat 1 of 1 Finals				
1	Ramirez Catelan, Rafaela	8	Saints	NT
2	Oliver, Ella	7	Stingrays	36.90
3	Sasaki, Sora	7	EDGE	29.23
4	Lewis, Ivy	7	EDGE	27.27
5	Greenwood, Isabelle	7	Stingrays	28.58
6	Allcorn, Frankie	6	CENCA	31.23
7	Higginson, Eden	7	Stingrays	40.50
8	Sneddon, Madeleine	8	Tas Swimming	NT

Event 13 Boys 8 & Over 100 LC Meter Freestyle

Lane	Name	Age	Team	Seed Time
Heat 1 of 7 Finals				
1	Clark, Mark	15	Stingrays	59.38
2	Tenni, Joel	17	Tas Swimming	57.90
3	Lucey, Lloyd	18	Stingrays	54.48
4	Hendy, Jack	19	Stingrays	53.41
5	Woodward, Ryan	17	Stingrays	53.70
6	Martinez, Ike	14	Tas Swimming	57.50
7	Harris, Harvey	16	CENCA	59.30
8	Williams, Lenny	15	MARLI	59.60

Heat 2 of 7 Finals

1	Hughes, Brady	15	Atherton	1:03.90
2	Hallett, Owen	15	Stingrays	1:02.73
3	Theakston, Michael	15	Tas Swimming	1:01.00
4	Greatorex, Thomas	14	Saints	59.68
5	Foote, Nathan	18	Stingrays	1:00.13
6	Donovan, Ned	15	Atherton	1:01.02
7	Loveridge, Hugo	12	MARLI	1:03.70
8	Sorensen, Henrik	13	Tas Swimming	1:04.30

Heat 3 of 7 Finals

1	Mundie, Joel	15	CENCA	1:11.60
2	Scherr, Fernando	31	Saints	1:08.46
3	Thouroude, Sebastien	14	MARLI	1:06.90
4	Foote, Daniel	15	Stingrays	1:04.40
5	Brown, Oscar	13	MARLI	1:06.80
6	Riordan, Flynn	17	Stingrays	1:08.06
7	D'Andrea, Ashley	15	Saints	1:09.25
8	Young, Steven	13	Mareeba	1:13.15

Heat 4 of 7 Finals

1	Harris, Charlie	11	CENCA	1:21.00
2	Turnbull, Nathan	12	Tas Swimming	1:18.50
3	Turnbull, Joel	15	Stingrays	1:16.72
4	Stevens, Logan	12	MARLI	1:15.78
5	Bergey-Bray, Ezlan	13	Tas Swimming	1:15.80
6	Chohan, Shaan	13	Mareeba	1:18.41
7	Thouroude, Nicolas	11	MARLI	1:21.00
8	Brammer, Nicholas	14	Mareeba	1:21.33

Heat 5 of 7 Finals

1	Wilson, Ulrich	9	Mareeba	1:33.70
2	Hickey, Alistair	14	Malanda	1:31.43
3	Loveridge, Oscar	9	MARLI	1:29.00
4	Rowbotham, Matthew	10	Saints	1:26.26
5	Majer, Jacob	11	CENCA	1:28.63
6	Klemke, Jay	11	EDGE	1:30.28
7	Olds, Mitchell	11	Tas Swimming	1:33.42
8	Winter, Toby	11	Stingrays	1:34.26

Heat 6 of 7 Finals

1	Ramirez Catelan, Luca	11	Saints	NT
2	Turnbull, Noah	10	Tas Swimming	2:04.05
3	Brammer, Henry	12	Mareeba	1:38.50
4	Harris, Liam	10	CENCA	1:37.43
5	Molford, Mark	10	Stingrays	1:38.00
6	Hickey, Niall	15	Malanda	1:42.01
7	Cunneen, Alf	14	CENCA	2:28.30
8	Robertson, Dylan	10	Saints	NT

Heat 7 of 7 Finals

2	Craig, Koby	9	CENCA	NT
3	Sweeper, Harley	9	Mareeba	NT
4	Ganzevles, Biem	10	Stingrays	NT
5	Beck, Hayden	9	Stingrays	NT
6	Majer, Cody	9	CENCA	NT

Event 14 Girls 8 & Over 100 LC Meter Freestyle

Lane	Name	Age	Team	Seed Time
Heat 1 of 9 Finals				
1	Olds, Jasmine	16	Tas Swimming	1:02.90
2	Armstrong, Stephanie	18	Atherton	1:02.06
3	Morris, Lauren	14	Tas Swimming	1:01.80
4	Theakston, Nicole	16	Tas Swimming	1:00.16
5	Salecich, Emilee	15	Stingrays	1:00.69
6	Snelling, Leah	13	Tas Swimming	1:01.90
7	Olds, Tara	13	Tas Swimming	1:02.60
8	Deane, Jessica	13	Stingrays	1:03.20

Heat 2 of 9 Finals

1	Turnbull, Kiana	17	Stingrays	1:05.36
2	Kuwabara, Ema	15	Tas Swimming	1:05.20
3	Waters, Amber	20	Stingrays	1:04.87
4	Curtis, Abbie	16	Tas Swimming	1:03.22
5	McAuley, Madelin	15	Stingrays	1:04.40
6	Taylor, Emily	14	Saints	1:05.08
7	Robinson, Rebecca	14	Tas Swimming	1:05.20
8	Ganfield, Rayner	13	Stingrays	1:05.40

Heat 3 of 9 Finals

1	Maszak, Naomi	16	Tas Swimming	1:09.95
2	Sorensen, Thea	16	Tas Swimming	1:08.33
3	Millar, Kelsie	13	Malanda	1:06.70
4	Galea, Annabel	13	Saints	1:05.80
5	Donovan, Sara	16	Atherton	1:06.60
6	Hanson, Jordaan	14	Tas Swimming	1:06.90
7	Eveans, Lilly	15	Saints	1:09.47
8	Elliott, Cara	13	Herbert River	1:09.99

2020 Cairns Stingrays LC Transition Meet - 25/10/2020

Meet Program

Heat 4 Finals (#14 Girls 8 & Over 100 LC Meter Freestyle)

1	Clark, Ula	13	Tas Swimming	1:12.40	___
2	Martin, Isabella	16	Mareeba	1:11.84	___
3	Mcdermott, Emma	16	Dimbulah	1:11.56	___
4	Chen, Joanna	12	Tas Swimming	1:10.20	___
5	Bull, Keely	13	Saints	1:11.47	___
6	Greatorex, Alexandra	16	Saints	1:11.77	___
7	Harris, Riley	13	CENCA	1:12.15	___
8	Leighton, Talisha	14	CENCA	1:12.70	___

Heat 5 of 9 Finals

1	Pullar, Emma	14	Stingrays	1:17.50	___
2	Firth, Rhiannon	14	CENCA	1:15.40	___
3	Craig, Kyah	13	CENCA	1:13.50	___
4	Higginson, Isabella	12	Stingrays	1:12.77	___
5	Wilkinson, Briarna	12	Saints	1:13.00	___
6	Donovan, Chloe	12	Atherton	1:14.30	___
7	Greatorex, Sophie	11	Saints	1:16.28	___
8	Carey, Paige	12	Mareeba	1:19.50	___

Heat 6 of 9 Finals

1	Nock, Miya	12	MARLI	1:23.60	___
2	Hallett, Zara	12	Stingrays	1:22.66	___
3	Travers-Mason, Kai	12	Stingrays	1:20.69	___
4	Smith, Shelby	12	Saints	1:19.73	___
5	Smith, Sami-Lee	13	Saints	1:20.40	___
6	Kidd, Jacqueline	12	Malanda	1:21.07	___
7	Beck, Natalie	13	Stingrays	1:23.55	___
8	Chiozzini, Mia	12	Stingrays	1:23.84	___

Heat 7 of 9 Finals

1	Difrancesco, Tamarin	12	Saints	1:28.80	___
2	Camarlinghi, Siahn	12	Saints	1:25.74	___
3	Vickers, Emily	11	MARLI	1:24.50	___
4	Everett, Tiffany	15	MARLI	1:24.10	___
5	Wilson, Zeske	14	Mareeba	1:24.40	___
6	Millar, Abbie	9	Malanda	1:24.80	___
7	Young, Lily	11	MARLI	1:27.20	___
8	Percy, Jamie	10	Stingrays	1:33.37	___

Heat 8 of 9 Finals

1	Williamson, Giaan	9	Tully	2:15.87	___
2	Lewis, Elsie	9	EDGE	1:45.59	___
3	Fuller, Shelby	11	Mareeba	1:39.54	___
4	Ganzevles, Jitte	12	Stingrays	1:34.16	___
5	Hunter, Tanasyn	11	Mareeba	1:39.00	___
6	Njaramba, Lisa	9	Tas Swimming	1:43.90	___
7	Winter, Emma	12	Stingrays	1:50.72	___
8	Ramirez Catelan, Maya	13	Saints	NT	___

Heat 9 of 9 Finals

2	Allcorn, Piper	8	CENCA	NT	___
3	Stevenson, Roisin	11	CENCA	NT	___
4	Pedler, Naomi	12	Stingrays	NT	___
5	Simpson, Ashleigh	11	EDGE	NT	___
6	Francini-O'Hagan, Angelina	10	Tas Swimming	NT	___
7	Cygler, Halle	8	CENCA	NT	___

Event 15 Boys 8 & Under 25 LC Meter Butterfly

Lane	Name	Age	Team	Seed Time
------	------	-----	------	-----------

Heat 1 of 1 Finals

3	Loveridge, A	7	MARLI	NT	___
4	Kidd, Patrick	8	Malanda	33.77	___
5	Molford, Justin	8	Stingrays	NT	___

Event 16 Girls 8 & Under 25 LC Meter Butterfly

Lane	Name	Age	Team	Seed Time
------	------	-----	------	-----------

Heat 1 of 1 Finals

2	Ramirez Catelan, Rafaela	8	Saints	NT	___
3	Allcorn, Frankie	6	CENCA	38.86	___
4	Lewis, Ivy	7	EDGE	31.32	___
5	Sasaki, Sora	7	EDGE	37.23	___
6	Oliver, Ella	7	Stingrays	49.02	___

Event 17 Boys 11 & Over 200 LC Meter Butterfly

Lane	Name	Age	Team	Seed Time
------	------	-----	------	-----------

Heat 1 of 1 Finals

2	Loveridge, Hugo	12	MARLI	2:40.30	___
3	Layton, William	17	MARLI	2:12.21	___
4	Menzies, Bryce	14	MARLI	2:33.80	___

Event 18 Girls 11 & Over 200 LC Meter Butterfly

Lane	Name	Age	Team	Seed Time
------	------	-----	------	-----------

Heat 1 of 1 Finals

6	Morris, Lauren	14	Tas Swimming	2:25.60	___
7	Zammit, Bailee	13	Saints	2:37.40	___

Event 19 Boys 11 & Over 200 LC Meter IM

Lane	Name	Age	Team	Seed Time
------	------	-----	------	-----------

Heat 1 of 3 Finals

1	Sorensen, Henrik	13	Tas Swimming	2:43.00	___
2	Donovan, Ned	15	Atherton	2:35.10	___
3	Harris, Harvey	16	CENCA	2:28.50	___
4	Tenni, Joel	17	Tas Swimming	2:25.25	___
5	Williams, Lenny	15	MARLI	2:28.10	___
6	Menzies, Bryce	14	MARLI	2:32.10	___
7	Theakston, Michael	15	Tas Swimming	2:37.80	___
8	Hallett, Owen	15	Stingrays	2:44.62	___

Heat 2 of 3 Finals

1	Robertson, Callum	12	Saints	3:13.79	___
2	Young, Steven	13	Mareeba	3:13.48	___
3	Scherr, Fernando	31	Saints	2:58.54	___
4	Elliott, Ryan	12	Herbert River	2:55.70	___
5	Mundie, Joel	15	CENCA	2:58.20	___
6	D'Andrea, Ashley	15	Saints	2:59.59	___
7	Turnbull, Nathan	12	Tas Swimming	3:13.60	___
8	Thouroude, Sebastien	14	MARLI	3:14.20	___

Heat 3 of 3 Finals

1	Stevens, Logan	12	MARLI	NT	___
2	Harris, Charlie	11	CENCA	3:36.90	___
3	Brammer, Nicholas	14	Mareeba	3:16.10	___
4	Harpley, James	12	Tas Swimming	3:14.90	___
5	Bergey-Bray, Ezlan	13	Tas Swimming	3:15.40	___
6	Thouroude, Nicolas	11	MARLI	3:26.90	___
7	Hickey, Alistair	14	Malanda	3:41.62	___

2020 Cairns Stingrays LC Transition Meet - 25/10/2020

Meet Program

Event 20 Girls 11 & Over 200 LC Meter IM

Lane	Name	Age	Team	Seed Time
------	------	-----	------	-----------

Heat 1 of 4 Finals

1	Olds, Tara	13	Tas Swimming	2:43.90
2	Curtis, Abbie	16	Tas Swimming	2:39.09
3	Harpley, Jasmine	15	Tas Swimming	2:35.89
4	Zammit, Bailee	13	Saints	2:32.80
5	Snelling, Leah	13	Tas Swimming	2:33.20
6	Theakston, Nicole	16	Tas Swimming	2:38.10
7	Galea, Annabel	13	Saints	2:42.45
8	Donovan, Sara	16	Atherton	2:44.70

Heat 2 of 4 Finals

1	Gubby, Meg	14	Saints	2:57.80
2	Hanson, Jordaan	14	Tas Swimming	2:49.70
3	Ganfield, Rayner	13	Stingrays	2:47.63
4	Taylor, Emily	14	Saints	2:44.80
5	Rothwell, Aisling	14	Saints	2:46.90
6	McAuley, Madelin	15	Stingrays	2:48.50
7	Chen, Joanna	12	Tas Swimming	2:53.65
8	Clark, Ula	13	Tas Swimming	2:57.80

Heat 3 of 4 Finals

1	Harris, Riley	13	CENCA	3:07.48
2	Donovan, Chloe	12	Atherton	3:03.50
3	Millar, Kelsie	13	Malanda	3:01.30
4	Wilkinson, Briarna	12	Saints	2:58.30
5	Elliott, Cara	13	Herbert River	2:59.03
6	Leighton, Talisha	14	CENCA	3:02.40
7	Greatorex, Sophie	11	Saints	3:06.80
8	Craig, Kyah	13	CENCA	3:08.20

Heat 4 of 4 Finals

1	Lulham, Arabella	11	MARLI	NT
2	Fuller, Shelby	11	Mareeba	3:58.90
3	Nock, Miya	12	MARLI	3:38.40
4	Warnest, Lara	12	CENCA	3:12.90
5	Camarlinghi, Siahn	12	Saints	3:22.02
6	Wilson, Zeske	14	Mareeba	3:47.60
7	Hunter, Tanasyn	11	Mareeba	4:03.00
8	Simpson, Ashleigh	11	EDGE	NT

Event 21 Boys 8 & Over 50 LC Meter Freestyle

Lane	Name	Age	Team	Seed Time
------	------	-----	------	-----------

Heat 1 of 7 Finals

1	Hughes, Brady	15	Atherton	29.08
2	Foote, Adam	20	Stingrays	27.92
3	Martinez, Ike	14	Tas Swimming	27.02
4	Hendy, Jack	19	Stingrays	23.60
5	Lucey, Lloyd	18	Stingrays	24.70
6	Donovan, Ned	15	Atherton	27.33
7	Thouroude, Sebastien	14	MARLI	29.00
8	Loveridge, Hugo	12	MARLI	29.30

Heat 2 of 7 Finals

1	Hickey, Niall	15	Malanda	34.22
2	Stevens, Logan	12	MARLI	33.52
3	Brown, Oscar	13	MARLI	31.32
4	Brammer, Nicholas	14	Mareeba	30.60
5	Turnbull, Joel	15	Stingrays	30.93
6	Young, Steven	13	Mareeba	31.56
7	Kelleher, Dean	13	Innisfail	34.09
8	Thouroude, Nicolas	11	MARLI	34.70

Heat 3 of 7 Finals

1	Loveridge, Oscar	9	MARLI	36.50
2	Galea, Jonathan	11	Saints	36.10
3	Brammer, Henry	12	Mareeba	35.70
4	Chohan, Shaan	13	Mareeba	34.86
5	Turnbull, Nathan	12	Tas Swimming	35.40
6	McDermott, Jack	14	Dimbulah	35.82
7	Harpley, James	12	Tas Swimming	36.44
8	Gubby, Toby	12	Saints	37.87

Heat 4 of 7 Finals

1	Wilson, Ulrich	9	Mareeba	40.80
2	Mueller, Lennard	8	Stingrays	40.30
3	Olds, Mitchell	11	Tas Swimming	39.68
4	Winter, Toby	11	Stingrays	37.92
5	Hickey, Alistair	14	Malanda	38.79
6	Majer, Jacob	11	CENCA	39.94
7	Cerutti, Luke	11	Saints	40.60
8	Young, Reuben	10	Mareeba	41.82

Heat 5 of 7 Finals

1	Beck, Hayden	9	Stingrays	47.70
2	Turnbull, Noah	10	Tas Swimming	46.55
3	Robertson, Dylan	10	Saints	45.53
4	Mueller, Maximilian	8	Stingrays	42.90
5	Majer, Cody	9	CENCA	43.61
6	Molford, Mark	10	Stingrays	46.30
7	Ganzevles, Biem	10	Stingrays	46.62
8	Snelling, Jesse	9	Tas Swimming	48.41

Heat 6 of 7 Finals

1	Ramirez Catelan, Luca	11	Saints	NT
2	Travers-Mason, Loki	9	Stingrays	1:20.90
3	Cunneen, Alf	14	CENCA	1:02.70
4	Kidd, Patrick	8	Malanda	48.44
5	Koyama, Takara	10	EDGE	49.96
6	Francini-O'Hagan, Lachlan	8	Tas Swimming	1:02.98
7	Mitchell, Nate	14	Dimbulah	NT

Heat 7 of 7 Finals

3	Molford, Justin	8	Stingrays	NT
4	Sweeper, Harley	9	Mareeba	NT
5	Oliver, Darcy	9	Stingrays	NT

Event 22 Girls 8 & Over 50 LC Meter Freestyle

Lane	Name	Age	Team	Seed Time
------	------	-----	------	-----------

Heat 1 of 8 Finals

1	Taylor, Emily	14	Saints	29.80
2	Ganfield, Rayner	13	Stingrays	29.20
3	Salecich, Emilee	15	Stingrays	28.40
4	Armstrong, Stephanie	18	Atherton	28.10
5	Morris, Lauren	14	Tas Swimming	28.17
6	Deane, Jessica	13	Stingrays	28.80
7	Turnbull, Kiana	17	Stingrays	29.72
8	Waters, Amber	20	Stingrays	30.15

Heat 2 of 8 Finals

1	Donovan, Chloe	12	Atherton	31.93
2	Mcdermott, Emma	16	Dimbulah	31.24
3	Hanson, Jordaan	14	Tas Swimming	30.60
4	Donovan, Sara	16	Atherton	30.60
5	Millar, Kelsie	13	Malanda	30.60
6	Kuwabara, Ema	15	Tas Swimming	30.84
7	Eveans, Lilly	15	Saints	31.60
8	Chen, Joanna	12	Tas Swimming	31.96

2020 Cairns Stingrays LC Transition Meet - 25/10/2020

Meet Program

Heat 3 Finals (#22 Girls 8 & Over 50 LC Meter Freestyle)

1	Travers-Mason, Kai	12	Stingrays	35.69	___
2	Clark, Ula	13	Tas Swimming	33.40	___
3	Greatorex, Alexandra	16	Saints	32.40	___
4	Elliott, Cara	13	Herbert River	32.00	___
5	Bull, Keely	13	Saints	32.40	___
6	Firth, Rhiannon	14	CENCA	33.14	___
7	Carey, Paige	12	Mareeba	34.80	___
8	Vickers, Emily	11	MARLI	36.10	___

Heat 4 of 8 Finals

1	Wilson, Zeske	14	Mareeba	37.70	___
2	Nock, Miya	12	MARLI	37.30	___
3	Chiozzini, Mia	12	Stingrays	36.68	___
4	Warnest, Lara	12	CENCA	36.13	___
5	Everett, Tiffany	15	MARLI	36.67	___
6	Pullar, Emma	14	Stingrays	36.88	___
7	Ramirez Catelan, Maya	13	Saints	37.60	___
8	Millar, Abbie	9	Malanda	38.40	___

Heat 5 of 8 Finals

1	Thouroude, Chantal	9	MARLI	45.20	___
2	Hunter, Tanasyn	11	Mareeba	43.90	___
3	Young, Lily	11	MARLI	41.20	___
4	Difrancesco, Tamarin	12	Saints	38.42	___
5	Percy, Jamie	10	Stingrays	40.20	___
6	Fuller, Shelby	11	Mareeba	41.25	___
7	Njaramba, Lisa	9	Tas Swimming	44.20	___
8	See Kee, Indi	10	Stingrays	46.83	___

Heat 6 of 8 Finals

1	Stevenson, Roisin	11	CENCA	NT	___
2	Hogan, Casey	9	CENCA	56.69	___
3	Young, Rivka	10	Mareeba	47.85	___
4	Klemke, Emma	8	EDGE	46.97	___
5	Field, Sienna	9	CENCA	46.99	___
6	Francini-O'Hagan, Angelina	10	Tas Swimming	54.76	___
7	Lulham, Arabella	11	MARLI	NT	___
8	Strydom, Kathryn	10	Mareeba	NT	___

Heat 7 of 8 Finals

2	Marek, Abbey	9	CENCA	NT	___
3	Pedler, Lauren	9	Stingrays	NT	___
4	Stewart, Madeline	10	Stingrays	NT	___
5	McMinimee, Cathie	10	CENCA	NT	___
6	Hall, Bella	9	Stingrays	NT	___
7	Cracknell, Lucy	9	Stingrays	NT	___

Heat 8 of 8 Finals

3	Greenwood, Eva	8	Stingrays	NT	___
4	Cygler, Halle	8	CENCA	NT	___
5	Simpson, Caitlyn	8	EDGE	NT	___

Event 23 Boys 8 & Over 100 LC Meter Breaststroke

Lane	Name	Age	Team	Seed Time
------	------	-----	------	-----------

Heat 1 of 4 Finals

1	Selvey, Joey	16	Tas Swimming	1:20.70	___
2	Foote, Nathan	18	Stingrays	1:20.18	___
3	Scherr, Fernando	31	Saints	1:17.13	___
4	Chen, Thomas	15	Tas Swimming	1:09.85	___
5	An, Albert Damin	14	Tas Swimming	1:11.71	___
6	Williams, Lenny	15	MARLI	1:19.00	___
7	Donovan, Ned	15	Atherton	1:20.60	___
8	Hughes, Brady	15	Atherton	1:25.89	___

Heat 2 of 4 Finals

1	D'Andrea, Ashley	15	Saints	1:38.11	___
2	Foote, Daniel	15	Stingrays	1:30.35	___
3	Martin, Patrick	15	Stingrays	1:27.87	___
4	Elliott, Ryan	12	Herbert River	1:26.80	___
5	Sorensen, Henrik	13	Tas Swimming	1:27.30	___
6	Milne, Nate	13	Stingrays	1:28.20	___
7	Riordan, Flynn	17	Stingrays	1:34.73	___
8	Bergey-Bray, Ezlan	13	Tas Swimming	1:39.69	___

Heat 3 of 4 Finals

1	Stevens, Logan	12	MARLI	1:54.61	___
2	McDermott, Jack	14	Dimbulah	1:43.95	___
3	Thouroude, Nicolas	11	MARLI	1:42.80	___
4	Turnbull, Joel	15	Stingrays	1:40.10	___
5	Harris, Liam	10	CENCA	1:42.23	___
6	Turnbull, Nathan	12	Tas Swimming	1:43.30	___
7	Thouroude, Sebastien	14	MARLI	1:53.80	___
8	Gubby, Toby	12	Saints	1:55.00	___

Heat 4 of 4 Finals

2	Koyama, Takara	10	EDGE	NT	___
3	Rowbotham, Matthew	10	Saints	2:11.87	___
4	Loveridge, Oscar	9	MARLI	2:03.30	___
5	Hickey, Niall	15	Malanda	2:11.81	___
6	Turnbull, Noah	10	Tas Swimming	NT	___

Event 24 Girls 8 & Over 100 LC Meter Breaststroke

Lane	Name	Age	Team	Seed Time
------	------	-----	------	-----------

Heat 1 of 5 Finals

1	Gubby, Meg	14	Saints	1:27.54	___
2	Donovan, Sara	16	Atherton	1:24.99	___
3	Rothwell, Aisling	14	Saints	1:21.80	___
4	Olds, Jasmine	16	Tas Swimming	1:19.23	___
5	Harpley, Jasmine	15	Tas Swimming	1:21.58	___
6	Taylor, Emily	14	Saints	1:24.70	___
7	Robinson, Amber	14	Tas Swimming	1:25.80	___
8	Clark, Ula	13	Tas Swimming	1:30.50	___

Heat 2 of 5 Finals

1	Craig, Kyah	13	CENCA	1:38.33	___
2	Harris, Riley	13	CENCA	1:38.12	___
3	Kidd, Genavieve	18	Malanda	1:33.15	___
4	Donovan, Chloe	12	Atherton	1:30.50	___
5	Soda, Charlotte	15	Mareeba	1:32.80	___
6	Ganfield, Rayner	13	Stingrays	1:34.26	___
7	Martin, Isabella	16	Mareeba	1:38.15	___
8	Smith, Sami-Lee	13	Saints	1:41.60	___

Heat 3 of 5 Finals

1	Young, Lily	11	MARLI	1:54.90	___
2	Millar, Abbie	9	Malanda	1:52.80	___
3	Warnest, Lara	12	CENCA	1:48.20	___
4	Kidd, Jacqueline	12	Malanda	1:46.40	___
5	Smith, Shelby	12	Saints	1:47.30	___
6	Ganzevles, Jitte	12	Stingrays	1:50.11	___
7	Difrancesco, Tamarin	12	Saints	1:54.38	___
8	Beck, Natalie	13	Stingrays	1:57.30	___

2020 Cairns Stingrays LC Transition Meet - 25/10/2020

Meet Program

Heat 4 Finals (#24 Girls 8 & Over 100 LC Meter Breaststroke)

1	Simpson, Ashleigh	11	EDGE	NT	___
2	Winter, Emma	12	Stingrays	2:09.03	___
3	Vickers, Emily	11	MARLI	2:03.80	___
4	Hunter, Tanasyn	11	Mareeba	1:57.70	___
5	Hallett, Zara	12	Stingrays	1:58.78	___
6	Pedler, Naomi	12	Stingrays	2:05.90	___
7	Williamson, Giaan	9	Tully	3:05.68	___

Heat 5 of 5 Finals

3	Cygler, Halle	8	CENCA	NT	___
4	Francini-O'Hagan, Angelina	10	Tas Swimming	NT	___
5	Njaramba, Lisa	9	Tas Swimming	NT	___

Event 25 Boys 11 & Over 200 LC Meter Backstroke

Lane	Name	Age	Team	Seed Time	
------	------	-----	------	-----------	--

Heat 1 of 1 Finals

2	Oguchi, Takeru	13	Tas Swimming	2:33.30	___
3	Tenni, Joel	17	Tas Swimming	2:22.20	___
4	Woodward, Ryan	17	Stingrays	2:14.60	___
5	Martinez, Ike	14	Tas Swimming	2:21.62	___
6	Clark, Mark	15	Stingrays	2:26.11	___
7	Butcher, Matthew	11	Tully	NT	___

Event 26 Girls 11 & Over 200 LC Meter Backstroke

Lane	Name	Age	Team	Seed Time	
------	------	-----	------	-----------	--

Heat 1 of 2 Finals

1	Wilkinson, Briarna	12	Saints	2:55.60	___
2	Snelling, Leah	13	Tas Swimming	2:41.85	___
3	Kuwabara, Ema	15	Tas Swimming	2:37.77	___
4	Theakston, Nicole	16	Tas Swimming	2:33.33	___
5	Curtis, Abbie	16	Tas Swimming	2:35.71	___
6	Sorensen, Thea	16	Tas Swimming	2:40.80	___
7	Maszak, Naomi	16	Tas Swimming	2:48.93	___
8	Camarlinghi, Siahn	12	Saints	3:08.66	___

Heat 2 of 2 Finals

3	Elliott, Cara	13	Herbert River	NT	___
4	Apap, Maddison	11	Tully	3:16.90	___
5	Higginson, Isabella	12	Stingrays	NT	___
6	Warnest, Lara	12	CENCA	NT	___

Event 27 Boys 8 & Over 50 LC Meter Butterfly

Lane	Name	Age	Team	Seed Time	
------	------	-----	------	-----------	--

Heat 1 of 6 Finals

1	Oguchi, Takeru	13	Tas Swimming	33.70	___
2	Loveridge, Hugo	12	MARLI	32.80	___
3	Foote, Adam	20	Stingrays	30.27	___
4	Lucey, Lloyd	18	Stingrays	26.76	___
5	Donovan, Ned	15	Atherton	29.43	___
6	Scherr, Fernando	31	Saints	31.39	___
7	Riordan, Flynn	17	Stingrays	32.90	___
8	Hallett, Owen	15	Stingrays	34.10	___

Heat 2 of 6 Finals

1	Kelleher, Dean	13	Innisfail	37.12	___
2	Thouroude, Sebastien	14	MARLI	37.00	___
3	Mundie, Joel	15	CENCA	35.25	___
4	Hughes, Brady	15	Atherton	34.70	___
5	Foote, Daniel	15	Stingrays	34.73	___
6	Young, Steven	13	Mareeba	36.31	___
7	Elliott, Ryan	12	Herbert River	37.04	___
8	Turnbull, Joel	15	Stingrays	38.20	___

Heat 3 of 6 Finals

1	Turnbull, Nathan	12	Tas Swimming	43.90	___
2	Chohan, Shaan	13	Mareeba	43.24	___
3	Bergey-Bray, Ezlan	13	Tas Swimming	40.60	___
4	Brown, Oscar	13	MARLI	38.95	___
5	Brammer, Nicholas	14	Mareeba	39.10	___
6	Harris, Charlie	11	CENCA	41.70	___
7	Harpley, James	12	Tas Swimming	43.90	___
8	Gubby, Toby	12	Saints	44.20	___

Heat 4 of 6 Finals

1	Young, Reuben	10	Mareeba	51.07	___
2	Harris, Liam	10	CENCA	46.52	___
3	Thouroude, Nicolas	11	MARLI	45.50	___
4	Winter, Toby	11	Stingrays	45.02	___
5	McDermott, Jack	14	Dimbulah	45.42	___
6	Hickey, Alistair	14	Malanda	46.39	___
7	Loveridge, Oscar	9	MARLI	49.50	___
8	Cerutti, Luke	11	Saints	55.30	___

Heat 5 of 6 Finals

1	Wilson, Ulrich	9	Mareeba	59.60	___
2	Koyama, Takara	10	EDGE	58.60	___
3	Mueller, Lennard	8	Stingrays	56.50	___
4	Klemke, Jay	11	EDGE	56.14	___
5	Majer, Jacob	11	CENCA	56.23	___
6	Mueller, Maximilian	8	Stingrays	57.10	___
7	Molford, Mark	10	Stingrays	58.80	___
8	Robertson, Dylan	10	Saints	1:01.62	___

Heat 6 of 6 Finals

2	Ganzevles, Biem	10	Stingrays	NT	___
3	Cunneen, Alf	14	CENCA	1:14.70	___
4	Turnbull, Noah	10	Tas Swimming	1:03.92	___
5	Craig, Koby	9	CENCA	1:06.20	___
6	Snelling, Jesse	9	Tas Swimming	1:18.90	___
7	Beck, Hayden	9	Stingrays	NT	___

Event 28 Girls 8 & Over 50 LC Meter Butterfly

Lane	Name	Age	Team	Seed Time	
------	------	-----	------	-----------	--

Heat 1 of 6 Finals

1	Hanson, Jordaan	14	Tas Swimming	33.84	___
2	Leighton, Talisha	14	CENCA	33.30	___
3	Taylor, Emily	14	Saints	32.50	___
4	Armstrong, Stephanie	18	Atherton	29.48	___
5	Morris, Lauren	14	Tas Swimming	30.58	___
6	Turnbull, Kiana	17	Stingrays	33.14	___
7	McAuley, Madelin	15	Stingrays	33.55	___
8	Millar, Kelsie	13	Malanda	33.90	___

Heat 2 of 6 Finals

1	Warnest, Lara	12	CENCA	39.30	___
2	Bull, Keely	13	Saints	38.50	___
3	Elliott, Cara	13	Herbert River	36.80	___
4	Mcdermott, Emma	16	Dimbulah	34.68	___
5	Kidd, Genavieve	18	Malanda	36.09	___
6	Craig, Kyah	13	CENCA	37.50	___
7	Carey, Paige	12	Mareeba	39.00	___
8	Firth, Rhiannon	14	CENCA	39.40	___

2020 Cairns Stingrays LC Transition Meet - 25/10/2020

Meet Program

Heat 3 Finals (#28 Girls 8 & Over 50 LC Meter Butterfly)

1	Millar, Abbie	9	Malanda	45.70	___
2	Nock, Miya	12	MARLI	44.20	___
3	Everett, Tiffany	15	MARLI	43.30	___
4	Donovan, Sara	16	Atherton	39.57	___
5	Smith, Sami-Lee	13	Saints	39.70	___
6	Chiozzini, Mia	12	Stingrays	43.54	___
7	Wilson, Zeske	14	Mareeba	45.60	___
8	Smith, Shelby	12	Saints	46.37	___

Heat 4 of 6 Finals

1	Young, Rivka	10	Mareeba	59.43	___
2	Lewis, Elsie	9	EDGE	57.38	___
3	Percy, Jamie	10	Stingrays	53.05	___
4	Lulham, Arabella	11	MARLI	46.40	___
5	Vickers, Emily	11	MARLI	48.90	___
6	Klemke, Emma	8	EDGE	55.18	___
7	Hunter, Tanasyn	11	Mareeba	58.30	___
8	Njaramba, Lisa	9	Tas Swimming	1:00.30	___

Heat 5 of 6 Finals

1	Hogan, Casey	9	CENCA	1:26.01	___
2	Williamson, Giaan	9	Tully	1:11.60	___
3	Fuller, Shelby	11	Mareeba	1:05.04	___
4	Field, Sienna	9	CENCA	1:02.73	___
5	Thouroude, Chantal	9	MARLI	1:02.80	___
6	Francini-O'Hagan, Angelina	10	Tas Swimming	1:10.47	___
7	McMinimee, Cathie	10	CENCA	1:17.36	___
8	Eveans, Lilly	15	Saints	NT	___

Heat 6 of 6 Finals

2	Allcorn, Piper	8	CENCA	NT	___
3	Hall, Bella	9	Stingrays	NT	___
4	Strydom, Kathryn	10	Mareeba	NT	___
5	Marek, Abbey	9	CENCA	NT	___
6	Cygler, Halle	8	CENCA	NT	___

Event 29 Boys 11 & Over 200 LC Meter Freestyle

Lane	Name	Age	Team	Seed Time	
------	------	-----	------	-----------	--

Heat 1 of 3 Finals

1	Greatorex, Thomas	14	Saints	2:17.62	___
2	An, Albert Damin	14	Tas Swimming	2:13.96	___
3	Tenni, Joel	17	Tas Swimming	2:08.60	___
4	Martinez, Ike	14	Tas Swimming	2:02.51	___
5	Hendy, Jack	19	Stingrays	2:05.08	___
6	Theakston, Michael	15	Tas Swimming	2:10.60	___
7	Foote, Nathan	18	Stingrays	2:16.69	___
8	Brown, Oscar	13	MARLI	2:24.60	___

Heat 2 of 3 Finals

2	Galea, Jonathan	11	Saints	3:17.09	___
3	Dutton, Austin	11	MARLI	3:01.40	___
4	Loveridge, Hugo	12	MARLI	2:26.70	___
5	Robertson, Callum	12	Saints	2:56.76	___
6	Butcher, Matthew	11	Tully	3:06.82	___
7	Gubby, Toby	12	Saints	NT	___

Heat 3 of 3 Finals

3	Sorensen, Henrik	13	Tas Swimming	NT	___
4	Cerutti, Luke	11	Saints	NT	___
5	Stevens, Logan	12	MARLI	NT	___

Event 30 Girls 11 & Over 200 LC Meter Freestyle

Lane	Name	Age	Team	Seed Time	
------	------	-----	------	-----------	--

Heat 1 of 3 Finals

1	Deane, Jessica	13	Stingrays	2:27.11	___
2	Robinson, Rebecca	14	Tas Swimming	2:22.72	___
3	Olds, Jasmine	16	Tas Swimming	2:18.78	___
4	Salecich, Emilee	15	Stingrays	2:11.15	___
5	Snelling, Leah	13	Tas Swimming	2:15.30	___
6	Olds, Tara	13	Tas Swimming	2:19.70	___
7	Galea, Annabel	13	Saints	2:24.56	___
8	Robinson, Amber	14	Tas Swimming	2:27.30	___

Heat 2 of 3 Finals

1	Martin, Isabella	16	Mareeba	2:41.88	___
2	Elliott, Cara	13	Herbert River	2:33.39	___
3	Millar, Kelsie	13	Malanda	2:28.40	___
4	Hanson, Jordaan	14	Tas Swimming	2:27.40	___
5	Ganfield, Rayner	13	Stingrays	2:27.86	___
6	Eveans, Lilly	15	Saints	2:32.60	___
7	Higginson, Isabella	12	Stingrays	2:41.11	___
8	Greatorex, Alexandra	16	Saints	2:45.38	___

Heat 3 of 3 Finals

1	Greatorex, Sophie	11	Saints	3:27.37	___
2	Pedler, Naomi	12	Stingrays	3:05.91	___
3	Beck, Natalie	13	Stingrays	2:57.30	___
4	Travers-Mason, Kai	12	Stingrays	2:49.65	___
5	Firth, Rhiannon	14	CENCA	2:53.18	___
6	Ganzevles, Jitte	12	Stingrays	2:58.62	___
7	Wilson, Zeske	14	Mareeba	3:18.20	___
8	Apap, Maddison	11	Tully	NT	___

Event 31 Boys 8 & Over 50 LC Meter Breaststroke

Lane	Name	Age	Team	Seed Time	
------	------	-----	------	-----------	--

Heat 1 of 6 Finals

1	Hughes, Brady	15	Atherton	39.52	___
2	Elliott, Ryan	12	Herbert River	38.32	___
3	Foote, Nathan	18	Stingrays	36.70	___
4	Scherr, Fernando	31	Saints	34.68	___
5	Foote, Adam	20	Stingrays	34.87	___
6	Selvey, Joey	16	Tas Swimming	37.36	___
7	Foote, Daniel	15	Stingrays	39.50	___
8	Milne, Nate	13	Stingrays	40.00	___

Heat 2 of 6 Finals

1	McDermott, Jack	14	Dimbulah	48.36	___
2	Thouroude, Nicolas	11	MARLI	46.00	___
3	Brown, Oscar	13	MARLI	45.20	___
4	Martin, Patrick	15	Stingrays	41.32	___
5	Young, Steven	13	Mareeba	44.69	___
6	Turnbull, Joel	15	Stingrays	45.60	___
7	Turnbull, Nathan	12	Tas Swimming	47.50	___
8	Thouroude, Sebastien	14	MARLI	48.70	___

Heat 3 of 6 Finals

1	Hickey, Niall	15	Malanda	57.76	___
2	Loveridge, Oscar	9	MARLI	55.50	___
3	Kelleher, Dean	13	Innisfail	52.49	___
4	Harpley, James	12	Tas Swimming	50.33	___
5	Winter, Toby	11	Stingrays	52.36	___
6	Hickey, Alistair	14	Malanda	53.61	___
7	Sneddon, Peter	11	Tas Swimming	57.53	___
8	Brammer, Henry	12	Mareeba	59.00	___

2020 Cairns Stingrays LC Transition Meet - 25/10/2020

Meet Program

Heat 4 Finals (#31 Boys 8 & Over 50 LC Meter Breaststroke)

1	Mueller, Lennard	8	Stingrays	1:04.60	___
2	Turnbull, Noah	10	Tas Swimming	1:02.21	___
3	Cerutti, Luke	11	Saints	1:00.50	___
4	Young, Reuben	10	Mareeba	59.14	___
5	Olds, Mitchell	11	Tas Swimming	59.97	___
6	Majer, Jacob	11	CENCA	1:00.90	___
7	Majer, Cody	9	CENCA	1:03.47	___
8	Snelling, Jesse	9	Tas Swimming	1:05.92	___

Heat 5 of 6 Finals

1	Cunneen, Alf	14	CENCA	1:27.10	___
2	Beck, Hayden	9	Stingrays	1:12.93	___
3	Kidd, Patrick	8	Malanda	1:06.55	___
4	Travers-Mason, Loki	9	Stingrays	1:06.00	___
5	Craig, Koby	9	CENCA	1:06.40	___
6	Mueller, Maximilian	8	Stingrays	1:11.80	___
7	Wilson, Ulrich	9	Mareeba	1:17.90	___

Heat 6 of 6 Finals

3	Francini-O'Hagan, Lachlan	8	Tas Swimming	NT	___
4	Oliver, Darcy	9	Stingrays	NT	___
5	Sweeper, Harley	9	Mareeba	NT	___

Event 32 Girls 8 & Over 50 LC Meter Breaststroke

Lane	Name	Age	Team	Seed Time
------	------	-----	------	-----------

Heat 1 of 6 Finals

1	Clark, Ula	13	Tas Swimming	41.80	___
2	Kidd, Genavieve	18	Malanda	41.57	___
3	Donovan, Chloe	12	Atherton	40.10	___
4	Taylor, Emily	14	Saints	37.50	___
5	Harpley, Jasmine	15	Tas Swimming	37.97	___
6	Soda, Charlotte	15	Mareeba	41.40	___
7	Morris, Lauren	14	Tas Swimming	41.69	___
8	Elliott, Cara	13	Herbert River	42.52	___

Heat 2 of 6 Finals

1	Difrancesco, Tamarin	12	Saints	52.42	___
2	Kidd, Jacqueline	12	Malanda	47.99	___
3	Apap, Maddison	11	Tully	45.56	___
4	Martin, Isabella	16	Mareeba	44.74	___
5	Harris, Riley	13	CENCA	45.30	___
6	Pullar, Emma	14	Stingrays	47.80	___
7	Millar, Abbie	9	Malanda	50.10	___
8	Young, Lily	11	MARLI	52.50	___

Heat 3 of 6 Finals

1	Wilson, Zeske	14	Mareeba	54.60	___
2	Nock, Miya	12	MARLI	53.40	___
3	Travers-Mason, Kai	12	Stingrays	53.01	___
4	Percy, Jamie	10	Stingrays	52.60	___
5	Firth, Rhiannon	14	CENCA	52.80	___
6	Hunter, Tanasyn	11	Mareeba	53.30	___
7	Hallett, Zara	12	Stingrays	54.50	___
8	Vickers, Emily	11	MARLI	56.93	___

Heat 4 of 6 Finals

1	See Kee, Indi	10	Stingrays	1:01.51	___
2	Young, Rivka	10	Mareeba	1:00.12	___
3	Fuller, Shelby	11	Mareeba	59.35	___
4	Pedler, Naomi	12	Stingrays	57.40	___
5	Winter, Emma	12	Stingrays	58.46	___
6	Chiozzini, Mia	12	Stingrays	1:00.03	___
7	Carey, Paige	12	Mareeba	1:00.30	___
8	Lewis, Elsie	9	EDGE	1:03.65	___

Heat 5 of 6 Finals

1	Lulham, Arabella	11	MARLI	NT	___
2	McMinimee, Cathie	10	CENCA	1:09.99	___
3	Hogan, Casey	9	CENCA	1:06.26	___
4	Njaramba, Lisa	9	Tas Swimming	1:05.30	___
5	Klemke, Emma	8	EDGE	1:05.63	___
6	Francini-O'Hagan, Angelina	10	Tas Swimming	1:08.31	___
7	Field, Sienna	9	CENCA	1:18.66	___
8	Stewart, Madeline	10	Stingrays	NT	___

Heat 6 of 6 Finals

1	Greenwood, Eva	8	Stingrays	NT	___
2	Allcorn, Piper	8	CENCA	NT	___
3	Marek, Abbey	9	CENCA	NT	___
4	Strydom, Kathryn	10	Mareeba	NT	___
5	Hall, Bella	9	Stingrays	NT	___
6	Pedler, Lauren	9	Stingrays	NT	___
7	Cyglar, Halle	8	CENCA	NT	___

Event 33 Boys 8 & Over 100 LC Meter Backstroke

Lane	Name	Age	Team	Seed Time
------	------	-----	------	-----------

Heat 1 of 4 Finals

1	Bergey-Bray, Ezlan	13	Tas Swimming	1:17.93	___
2	Harris, Harvey	16	CENCA	1:13.00	___
3	Chen, Thomas	15	Tas Swimming	1:08.10	___
4	Woodward, Ryan	17	Stingrays	1:00.80	___
5	Tenni, Joel	17	Tas Swimming	1:07.14	___
6	Hallett, Owen	15	Stingrays	1:12.74	___
7	Oguchi, Takeru	13	Tas Swimming	1:14.10	___
8	Brammer, Nicholas	14	Mareeba	1:25.65	___

Heat 2 of 4 Finals

1	Chohan, Shaan	13	Mareeba	1:32.40	___
2	D'Andrea, Ashley	15	Saints	1:31.02	___
3	Stevens, Logan	12	MARLI	1:28.17	___
4	Thouroude, Sebastien	14	MARLI	1:26.20	___
5	Mundie, Joel	15	CENCA	1:27.39	___
6	Harpley, James	12	Tas Swimming	1:30.10	___
7	Turnbull, Nathan	12	Tas Swimming	1:31.60	___
8	Harris, Charlie	11	CENCA	1:33.20	___

Heat 3 of 4 Finals

2	Majer, Jacob	11	CENCA	1:52.00	___
3	Rowbotham, Matthew	10	Saints	1:44.49	___
4	Turnbull, Joel	15	Stingrays	1:34.65	___
5	Dutton, Austin	11	MARLI	1:35.70	___
6	Thouroude, Nicolas	11	MARLI	1:44.70	___
7	Molford, Mark	10	Stingrays	1:54.69	___

Heat 4 of 4 Finals

3	Ganzevles, Biem	10	Stingrays	NT	___
4	Wilson, Ulrich	9	Mareeba	1:58.30	___
5	Koyama, Takara	10	EDGE	NT	___

Event 34 Girls 8 & Over 100 LC Meter Backstroke

Lane	Name	Age	Team	Seed Time
------	------	-----	------	-----------

Heat 1 of 5 Finals

1	Sorensen, Thea	16	Tas Swimming	1:15.10	___
2	Waters, Amber	20	Stingrays	1:13.38	___
3	Snelling, Leah	13	Tas Swimming	1:12.40	___
4	Morris, Lauren	14	Tas Swimming	1:07.72	___
5	Curtis, Abbie	16	Tas Swimming	1:10.90	___
6	McAuley, Madelin	15	Stingrays	1:13.13	___
7	Theakston, Nicole	16	Tas Swimming	1:14.90	___
8	Olds, Tara	13	Tas Swimming	1:15.36	___

2020 Cairns Stingrays LC Transition Meet - 25/10/2020

Meet Program

Heat 2 Finals (#34 Girls 8 & Over 100 LC Meter Backstroke)

1	Maszak, Naomi	16	Tas Swimming	1:20.92	___
2	Taylor, Emily	14	Saints	1:20.40	___
3	Rothwell, Aisling	14	Saints	1:17.80	___
4	Turnbull, Kiana	17	Stingrays	1:16.35	___
5	Hanson, Jordaan	14	Tas Swimming	1:17.71	___
6	Donovan, Sara	16	Atherton	1:20.10	___
7	Chen, Joanna	12	Tas Swimming	1:20.60	___
8	Millar, Kelsie	13	Malanda	1:21.40	___

Heat 3 of 5 Finals

1	Smith, Sami-Lee	13	Saints	1:33.50	___
2	Higginson, Isabella	12	Stingrays	1:25.00	___
3	Bull, Keely	13	Saints	1:23.70	___
4	Eveans, Lilly	15	Saints	1:21.70	___
5	Elliott, Cara	13	Herbert River	1:23.61	___
6	Greatorex, Alexandra	16	Saints	1:24.90	___
7	Wilkinson, Briarna	12	Saints	1:26.70	___
8	Smith, Shelby	12	Saints	1:34.10	___

Heat 4 of 5 Finals

2	Ganzevles, Jitte	12	Stingrays	1:52.25	___
3	Wilson, Zeske	14	Mareeba	1:45.90	___
4	Everett, Tiffany	15	MARLI	1:34.10	___
5	Vickers, Emily	11	MARLI	1:40.40	___
6	Fuller, Shelby	11	Mareeba	1:50.70	___
7	Hunter, Tanasyn	11	Mareeba	1:52.50	___

Heat 5 of 5 Finals

3	Francini-O'Hagan, Angelina	10	Tas Swimming	NT	___
4	Njaramba, Lisa	9	Tas Swimming	1:57.50	___
5	Williamson, Giaan	9	Tully	2:17.87	___

Event 35 Boys 8 & Over 100 LC Meter Butterfly

Lane	Name	Age	Team	Seed Time	
------	------	-----	------	-----------	--

Heat 1 of 2 Finals

1	Oguchi, Takeru	13	Tas Swimming	1:10.90	___
2	Donovan, Ned	15	Atherton	1:07.95	___
3	Clark, Mark	15	Stingrays	1:04.65	___
4	Layton, William	17	MARLI	57.33	___
5	Lucey, Lloyd	18	Stingrays	1:00.91	___
6	An, Albert Damin	14	Tas Swimming	1:06.30	___
7	Greatorex, Thomas	14	Saints	1:10.75	___
8	Menzies, Bryce	14	MARLI	1:11.20	___

Heat 2 of 2 Finals

1	Young, Steven	13	Mareeba	NT	___
2	Rowbotham, Matthew	10	Saints	1:55.35	___
3	D'Andrea, Ashley	15	Saints	1:17.74	___
4	Loveridge, Hugo	12	MARLI	1:12.00	___
5	Scherr, Fernando	31	Saints	1:12.10	___
6	Elliott, Ryan	12	Herbert River	1:27.97	___
7	Riordan, Flynn	17	Stingrays	NT	___
8	Galea, Jonathan	11	Saints	NT	___

Event 36 Girls 8 & Over 100 LC Meter Butterfly

Lane	Name	Age	Team	Seed Time	
------	------	-----	------	-----------	--

Heat 1 of 2 Finals

1	Leighton, Talisha	14	CENCA	1:17.90	___
2	Robinson, Rebecca	14	Tas Swimming	1:16.40	___
3	Deane, Jessica	13	Stingrays	1:10.75	___
4	Armstrong, Stephanie	18	Atherton	1:08.29	___
5	Olds, Jasmine	16	Tas Swimming	1:09.35	___
6	Kuwabara, Ema	15	Tas Swimming	1:12.40	___
7	Hanson, Jordaan	14	Tas Swimming	1:17.60	___
8	Taylor, Emily	14	Saints	1:19.20	___

Heat 2 of 2 Finals

2	Carey, Paige	12	Mareeba	1:38.60	___
3	Millar, Kelsie	13	Malanda	1:29.22	___
4	Wilkinson, Briarna	12	Saints	1:25.45	___
5	Clark, Ula	13	Tas Swimming	1:25.75	___
6	Donovan, Chloe	12	Atherton	1:31.01	___
7	Beck, Natalie	13	Stingrays	1:47.92	___