



## 2024 Short Course Transition Meet

**Saturday 22<sup>nd</sup> June 2024**

Woree Bicentennial Pool; Pool Close, Woree

Gates Open: 8:30 am

Racing: 30mins after completion  
of Mini Carnival

Gate Entry: \$3.00 Non Competitors

Referees provided by FNQ Regional Swimming Association

## Mini Rays Carnival

*A 'Come-and-Try' opportunity for junior swimmers, or in Learn-to-Swim classes, to take part in a carnival format with an emphasis on fun!*

*Open to anyone who is not affiliated with a swimming club.  
For swimmers aged ten and under.*

**Distances: 15m, 25m**

All strokes - *Freestyle, Backstroke, Breaststroke and Butterfly*  
(choose which one/s your child wants to swim).


**Kickboard races, Noodle races**


**Please arrive: 8:30am**

**Saturday 22 June, Woree Pool**

*Mini Carnival duration  
approx. 30mins*


**Cost \$10 per  
child**





# Cairns Stingrays Swimming Club

Cairns Stingrays Swimming Club wishes to thank our sponsors for this meet:



## Baked on Red Hill

ARTISAN BAKERY



EAGLE  
ACCOUNTING



Pacific Toyota





## Welcome to our Swim Meet for the 2024-25 Season.

We hope that you all have a fun filled day and achieve your goals. Thank you to all of you for coming and giving your assistance and making this meet possible for the swimmers.

Swimming carnivals would not be possible without the co-operation of all volunteers who give their time to officiate.

Thanks to the Referees for giving their time generously.

*Stingrays Committee*

### Warm-Up; Under Coaches supervision

Lanes 2 to 7 are reserved throughout the whole of the warm up period as circle swimming lanes.

Lanes 1 and 8 (north end) are reserved throughout the whole of the warm up period for dive sprints and walk backs. Swimmers must clear the lane immediately, and must use caution when doing a Backstroke start.

### Participating Clubs

Club name	Code	Female	Male	Athletes	Entries
Atherton SC Inc.	ATHER	4	2	6	35
Cairns Stingrays SC Inc.	SRAYS	30	17	47	251
Central Cairns Swimming Inc.	CENCA	11	4	15	82
Edge Hill SC	EDGE	10	7	17	69
Innisfail SC	INNIS	1	-	1	5
Lightning SC Inc.	LIGHT	3	1	4	24
Malanda Aquatic Dragons	MALAN	1	3	4	15
Mareeba SC Inc.	MAREE	2	1	3	10
Marlin Coast SC Inc.	MARLI	23	17	40	247
Saints SC Inc.	SAINT	10	4	14	63
TAS Swimming Inc.	TASSC	12	4	16	103
Tobruk SC Inc.	TOBSC	6	2	8	46
Uni of Queensland SC	USQC	1	-	1	3
<b>TOTAL</b>	<b>13</b>	<b>113</b>	<b>63</b>	<b>176</b>	<b>953</b>

### Photography Policy

Cairns Stingrays welcomes the proper use of cameras at the venue. In nominating for this meet, swimmers agree that they may be photographed and that images may be used in publications, including but not restricted to, FNQ and Swimming Club websites or social media sites. Under no circumstances must photos / videos be taken in the change rooms.





# Cairns Stingrays Swimming Club

## Timekeeping Allocations

Refer to the tables below for Club lane allocations. Thank you to all clubs for giving your time generously; if any problems arise, please don't hesitate to bring this to our attention.

### Lane Allocation - Session 1

Lane 1	Lane 2	Lane 3	Lane 4	Lane 5	Lane 6	Lane 7	Lane 8
SRAYS	MARLI	SAINT	CENCA	MARLI	EDGE	TAS	ATHER
SRAYS	MARLI	SAINT	CENCA	MARLI	EDGE	TAS	TOBSC

### Lane Allocation - Session 2

Lane 1	Lane 2	Lane 3	Lane 4	Lane 5	Lane 6	Lane 7	Lane 8
CENCA	SRAYS	MARLI	SRAYS	MARLI	SRAYS	TAS	ATHER
SAINTS	SRAYS	MARLI	SRAYS	MARLI	MARLI	TAS	TOBSC



## Meet Mobile Swimmers, fans, and coaches!



Keep track of meets from the palm of your hand, no matter where you are.

**Follow your favourite swimmers & teams**

Flag swimmers and/or teams as 'favourites' and then easily filter down to see both completed results and upcoming schedule.

**Used by more than a million Swimmers, Fans & Coaches**





*Cairns*  
**Stingrays**  
*Swimming Club*

# Raffle Prizes



\$70 voucher



\$70 voucher

Crystalbrook voucher



2x \$50  
vouchers

\$100 Jackley's Bakehouse  
voucher

Cairns Show - Family Pass

Also \$100 Board

EFTPOS available (surcharge will apply). Cash accepted



# Menu

Bacon & Egg Rolls \$6

---

Pasta Bolognese \$6  
(with gluten-free option available)

---

Chicken Skewers \$4

---

Sausage on bread \$3

---

Sushi Roll:

Tuna \$6

Chicken \$6

Vege \$6


---

Assorted Cakes from \$ 1

---

**EFTPOS available (surcharge will apply). Cash accepted**





# Cairns Stingrays Swimming Club

# 2024 Short Course Transition Meet

**Saturday 22<sup>nd</sup> June 2024**

Woree Bicentennial Pool  
Pool Close, Woree

**Gates Open: 8:30 am**  
**Racing: 30mins after completion  
of Mini Carnival**  
**Gate Entry: \$3.00 Non Competitors**

Referees: supplied by FNQRSA

**Including Mini Rays Carnival - see Page 2**

**Approx. 10:00am START (arrive preferably 9:30am)**

MALE	FEMALE	DIST.	AGE	STROKE
1	2	100m	8 - 10	IM
3	4	25m	8 & U	Back
5	6	50m	8 & O	Back
7	8	25m	8 & U	Free
9	10	50m	8 & O	Free
11	12	25m	8 & U	Breast
13	14	50m	8 & O	Breast
15	16	25m	8 & U	Fly
17	18	50m	8 & O	Fly
19	20	400m	11 & O	IM
21	22	100m	8 & O	Free

Break - 30 mins

23	24	200m	10 & O	IM
25	26	100m	9 & O	Back
27	28	200m	11 & O	Breast
29	30	100m	9 & O	Fly
31	32	200m	11 & O	Free
33	34	100m	9 & O	Breast
35	36	200m	11 & O	Back
37	38	100m	11 & O	IM
39	40	200m	11 & O	Fly
41	42	400m	11 & O	Free

### Please Read these Conditions of Entry

1. Age will be as at: 22 June 2024
2. All competitors must be a registered member of an affiliated SAL club or a visiting member of a FINA registered nation.
3. Rules will be the FINA rules and competition will be under the direction of the Race Referee at all times. Any protests are to be in writing accompanied by a \$100 fee and lodged with the Race Referee within 30 minutes of the completion of the event.
4. 8yrs & Under can enter either 25m Rule Tolerances Swims or 8 & Over swims NOT BOTH
5. Results will be multi aged 8 years to 17 years & Over
6. Nominations Close on Monday 17<sup>th</sup> June 2024
7. In nominating for this meet, swimmers agree that they may be photographed and that the images may be used in publications, websites or social media sites.
8. All clubs will be notified of their time keeping duties in the final program. Time keeping positions will be allocated on the basis of the number of swimmers nominated from club entries.

All events will be by online nominations through Swim Central.

*Programmes available to download from Cairns Stingrays Website and the FNQ Website.*

### **NOMINATIONS: (includes the \$1.50 FNQ Surcharge)**

**8 Yrs & U 25 m                      \$3.50 per event  
events:**

**All other individual                \$6.00 per event  
events:**

# Mini Rays Carnival

*A 'Come-and-Try' opportunity for junior swimmers, or in Learn-to-Swim classes, to take part in a carnival format with an emphasis on fun!*

*Open to anyone who is not affiliated with a swimming club. For swimmers aged ten and under.*

**Distances: 15m, 25m**

*All strokes - Freestyle, Backstroke, Breaststroke and Butterfly (choose which one/s your child wants to swim).*

**Kickboard races**

**Noodle races**

**Cost     \$10 per child**

**Please arrive: 8:30am**

**Saturday 22 June  
Woree Pool**

*Mini Carnival duration  
approx. 30mins*





**2024 Stingrays SC Transition Meet - 22/06/2024****Session Report**

Session: 1 Session 1

Day of Meet: 1 Starts at 10:00 AM Heat Interval: 45 Seconds / Back +15 Seconds

Round	Event	Entries	Heats	Starts at	Actual
Finals	1 Boys 8-10 100 IM	15	2	10:00 AM	NA
Finals	2 Girls 8-10 100 IM	23	3	10:07 AM	NA
Finals	3 Boys 8 & Under 25 Backstroke	7	1	10:16 AM	NA
Finals	4 Girls 8 & Under 25 Backstroke	6	1	10:17 AM	NA
Finals	5 Boys 8 & Over 50 Backstroke	38	5	10:19 AM	NA
Finals	6 Girls 8 & Over 50 Backstroke	66	9	10:29 AM	NA
Finals	7 Boys 8 & Under 25 Freestyle	6	1	10:46 AM	NA
Finals	8 Girls 8 & Under 25 Freestyle	6	1	10:48 AM	NA
Finals	9 Boys 8 & Over 50 Freestyle	47	6	10:49 AM	NA
Finals	10 Girls 8 & Over 50 Freestyle	86	11	10:58 AM	NA
Finals	11 Boys 8 & Under 25 Breaststroke	5	1	11:14 AM	NA
Finals	12 Girls 8 & Under 25 Breaststroke	6	1	11:16 AM	NA
Finals	13 Boys 8 & Over 50 Breaststroke	43	6	11:17 AM	NA
Finals	14 Girls 8 & Over 50 Breaststroke	68	9	11:28 AM	NA
Finals	15 Boys 8 & Under 25 Butterfly	7	1	11:44 AM	NA
Finals	16 Girls 8 & Under 25 Butterfly	4	1	11:46 AM	NA
Finals	17 Boys 8 & Over 50 Butterfly	37	5	11:47 AM	NA
Finals	18 Girls 8 & Over 50 Butterfly	59	8	11:55 AM	NA
Finals	19 Boys 11 & Over 400 IM	4	1	12:08 PM	NA
Finals	20 Girls 11 & Over 400 IM	4	1	12:15 PM	NA
Finals	21 Boys 8 & Over 100 Freestyle	30	4	12:22 PM	NA
Finals	22 Girls 8 & Over 100 Freestyle	63	8	12:32 PM	NA
	Swimmers Counts for Warm-ups: 175	====	====		
	Entry / Heat Totals:	630	86		
	Finish Time			12:50 PM	e12:50 PM

**2024 Stingrays SC Transition Meet - 22/06/2024****Session Report**

Session: 2 Session 2

Day of Meet: 1 Starts at 01:20 PM Heat Interval: 45 Seconds / Back +15 Seconds

Round	Event	Entries	Heats	Starts at	Actual
Finals	23 Boys 10 & Over 200 IM	11	2	01:20 PM	NA
Finals	24 Girls 10 & Over 200 IM	29	4	01:28 PM	NA
Finals	25 Boys 9 & Over 100 Backstroke	13	2	01:46 PM	NA
Finals	26 Girls 9 & Over 100 Backstroke	31	4	01:52 PM	NA
Finals	27 Boys 11 & Over 200 Breaststroke	9	2	02:03 PM	NA
Finals	28 Girls 11 & Over 200 Breaststroke	9	2	02:11 PM	NA
Finals	29 Boys 9 & Over 100 Butterfly	12	2	02:20 PM	NA
Finals	30 Girls 9 & Over 100 Butterfly	26	4	02:25 PM	NA
Finals	31 Boys 11 & Over 200 Freestyle	8	1	02:36 PM	NA
Finals	32 Girls 11 & Over 200 Freestyle	21	3	02:40 PM	NA
Finals	33 Boys 9 & Over 100 Breaststroke	21	3	02:51 PM	NA
Finals	34 Girls 9 & Over 100 Breaststroke	41	6	03:00 PM	NA
Finals	35 Boys 11 & Over 200 Backstroke	3	1	03:17 PM	NA
Finals	36 Girls 11 & Over 200 Backstroke	5	1	03:20 PM	NA
Finals	37 Boys 11 & Over 100 IM	19	3	03:25 PM	NA
Finals	38 Girls 11 & Over 100 IM	32	5	03:32 PM	NA
Finals	39 Boys 11 & Over 200 Butterfly	4	1	03:44 PM	NA
Finals	40 Girls 11 & Over 200 Butterfly	6	1	03:48 PM	NA
Finals	41 Boys 11 & Over 400 Freestyle	4	1	03:52 PM	NA
Finals	42 Girls 11 & Over 400 Freestyle	15	2	03:58 PM	NA
	Swimmers Counts for Warm-ups: 119	====	====		
	Entry / Heat Totals:	319	50		
	Finish Time			04:12 PM	e04:12 PM

## 2024 Stingrays SC Transition Meet - 22/06/2024

## Meet Program

## Event 1 Boys 8-10 100 SC Meter IM

Lane	Name	Age	Team	Seed Time
<b>Heat 1 of 2 Finals</b>				
1	Gilvear, Zander	8	Malanda	2:16.15
2	Blyde, Andrew	10	Marlin Coast	2:03.27
3	Habgood, Brock	9	Marlin Coast	1:42.07
4	Loveridge, Archie	10	Marlin Coast	1:35.02
5	Laitinen, Jack	10	Tobruk	1:36.29
6	Greenwood, Travis	9	Stingrays	1:51.87
7	Stewart, Daniel	9	Stingrays	2:03.67
8	Stockman, Reginald	9	Atherton	2:31.81

## Heat 2 of 2 Finals

1	Murphy, Nash	8	Marlin Coast	NT
2	Welsh, Lawson	9	Lightning SC	NT
3	Cracknell, Thomas	9	Stingrays	NT
4	Joinbee, Elijah	8	Edge Hill	2:33.93
5	McKenzie, Hayden	9	Stingrays	NT
6	De Silva, Ben	9	Stingrays	NT
7	Williams, Harrison	8	Central Cairns	NT
8				

## Event 2 Girls 8-10 100 SC Meter IM

Lane	Name	Age	Team	Seed Time
<b>Heat 1 of 3 Finals</b>				
1	Rowbotham, Aila	10	Saints	NT
2	Sweeper, Azahlia	10	Mareeba	2:26.45
3	Savage, Quinn	9	Central Cairns	2:00.13
4	De la Fonteyne, Claire	10	Stingrays	1:51.68
5	McShane, Mahli	9	Saints	1:55.37
6	Piccolo, Jorja	9	Stingrays	2:21.46
7	Smallbane, Layla	9	Marlin Coast	2:38.13
8	Saitta, Lily	10	Marlin Coast	NT

## Heat 2 of 3 Finals

1	Welsh, Thea	9	Lightning SC	NT
2	Fletcher, Pia	9	Edge Hill	NT
3	Buttimore, Rose	9	Marlin Coast	NT
4	Walton, Hana-Sun	10	Edge Hill	NT
5	Papworth, Skyla	10	Marlin Coast	NT
6	Standing, Molly	9	Stingrays	NT
7	Warren, Isabelle	9	Stingrays	NT
8	Wood, Emma	9	Tas Swimming	NT

## Heat 3 of 3 Finals

1	Crumpton, Holly	8	Central Cairns	NT
2	Henderson, Zara	8	Edge Hill	NT
3	Cole, Elanor	9	Stingrays	NT
4	Peraza, Audrey	9	Marlin Coast	NT
5	Rees, Daisy	9	Stingrays	NT
6	Payne, Evie	9	Edge Hill	NT
7	Savage, Ellis	8	Central Cairns	NT
8				

## Event 3 Boys 8 &amp; Under 25 SC Meter Backstroke

Lane	Name	Age	Team	Seed Time
<b>Heat 1 of 1 Finals</b>				
1	Kelvy, Patrick	5	Edge Hill	NT
2	Henderson, John	8	Edge Hill	NT
3	Waite, Ned	7	Edge Hill	38.29
4	Greenwood, James	7	Stingrays	27.52
5	McClellan, Oran	7	Stingrays	29.76
6	Chohan, Ajay	7	Malanda	39.73
7	Fletcher, James	7	Edge Hill	NT
8				

## Event 4 Girls 8 &amp; Under 25 SC Meter Backstroke

Lane	Name	Age	Team	Seed Time
<b>Heat 1 of 1 Finals</b>				
1	James, Henley	7	Edge Hill	NT
2	James, Jolene	7	Edge Hill	NT
3	Payne, Molly	7	Edge Hill	33.02
4	Jones, Lily-Grace	7	Stingrays	30.03
5	Blake, Alexis	7	Mareeba	30.98
6	Reitano, Jazlyn	5	Stingrays	59.32
7	Kelvy, Genevieve	7	Edge Hill	NT
8				

## Event 5 Boys 8 &amp; Over 50 SC Meter Backstroke

Lane	Name	Age	Team	Seed Time
<b>Heat 1 of 5 Finals</b>				
1	Laitinen, Jack	10	Tobruk	38.55
2	Thouroude, Sebastien	17	Marlin Coast	35.44
3	Connors, Cooper	14	Saints	34.94
4	Finlay, Fraser	14	Marlin Coast	32.37
5	Mittempergher, Noah	14	Marlin Coast	34.04
6	De Carlo, Raiden	13	Marlin Coast	35.41
7	McShane, Warne	12	Saints	38.19
8	Pickard, Jaxon	11	Stingrays	38.83

## Heat 2 of 5 Finals

1	Dempsey, Darragh	13	Marlin Coast	43.69
2	Dennis, Franklin	14	Tas Swimming	43.57
3	Scholes, Thomas	11	Stingrays	41.28
4	Wilson, Ulrich	13	Atherton	40.11
5	Bartley, Michael	16	Marlin Coast	40.39
6	Smallbane, Hamish	13	Marlin Coast	42.95
7	Drummond -smith, Heath	11	Stingrays	43.63
8	Habgood, Brock	9	Marlin Coast	45.65

## Heat 3 of 5 Finals

1	Hoskins, Luca	11	Edge Hill	48.81
2	Yu, Li	11	Tas Swimming	48.22
3	McKenzie, Hayden	9	Stingrays	47.94
4	Armstrong, Thomas	12	Tobruk	46.46
5	Smith, Israel	11	Tas Swimming	47.69
6	Ottone, Aiden	11	Saints	48.09
7	Greenwood, Travis	9	Stingrays	48.44
8	Fontaine, Archer	10	Central Cairns	51.07

## 2024 Stingrays SC Transition Meet - 22/06/2024

## Meet Program

**Heat 4 Finals (#5 Boys 8 & Over 50 SC Meter Backstroke)**

1	Welsh, Lawson	9	Lightning SC	1:01.45	___
2	Brunott, Lachlan	8	Central Cairns	58.47	___
3	Stewart, Daniel	9	Stingrays	55.60	___
4	Edney, Sasha	10	Marlin Coast	52.45	___
5	Blyde, Andrew	10	Marlin Coast	55.23	___
6	Gilvear, Zander	8	Malanda	55.93	___
7	Waite, Frankie	9	Edge Hill	59.70	___
8	Murphy, Nash	8	Marlin Coast	1:01.46	___

**Heat 5 of 5 Finals**

1					___
2	Williams, Harrison	8	Central Cairns	1:10.68	___
3	De Silva, Ben	9	Stingrays	1:05.33	___
4	Stockman, Reginald	9	Atherton	1:02.82	___
5	Cracknell, Thomas	9	Stingrays	1:03.56	___
6	Joinbee, Elijah	8	Edge Hill	1:07.72	___
7	Reitano, Caleb	9	Stingrays	1:13.70	___
8					___

**Event 6 Girls 8 & Over 50 SC Meter Backstroke**

Lane	Name	Age	Team	Seed Time
------	------	-----	------	-----------

**Heat 1 of 9 Finals**

1	Turnbull, Chelsea	12	Tas Swimming	37.03	___
2	Greenwood, Eva	12	Stingrays	35.99	___
3	Stewart, Madeline	14	Stingrays	33.61	___
4	Vickers, Emily	14	Marlin Coast	30.92	___
5	Greatorex, Sophie	14	Saints	33.26	___
6	Greenwood, Ellie	15	Saints	34.83	___
7	Percy, Jamie	14	Tas Swimming	36.10	___
8	Millar, Abbie	13	Malanda	37.34	___

**Heat 2 of 9 Finals**

1	Hogan, Casey	13	Central Cairns	41.31	___
2	Hewitt, Ashley	12	Marlin Coast	40.31	___
3	O'Neile, Chloe	13	Marlin Coast	37.79	___
4	Stockman, Ella	13	Atherton	37.62	___
5	Suntsova, Elizabeth	15	Saints	37.63	___
6	Dalmeyer, Eloise	13	Stingrays	38.79	___
7	Sokolowski, Lylla	14	Tobruk	41.21	___
8	Chapman, Freya	12	Marlin Coast	41.57	___

**Heat 3 of 9 Finals**

1	Wood, Alexis	12	Tas Swimming	44.29	___
2	Welsh, Cleo	13	Lightning SC	43.30	___
3	Bennett, Zahra	13	Central Cairns	42.55	___
4	Crumpton, Millie	13	Central Cairns	41.76	___
5	De la Fonteyne, Zara	12	Stingrays	42.11	___
6	Williams, Kiara	13	Central Cairns	43.17	___
7	Norman, Makayla	14	Innisfail	43.94	___
8	Greenwood, Isabelle	11	Stingrays	44.55	___

**Heat 4 of 9 Finals**

1	Buttimore, Bonnie	11	Marlin Coast	47.45	___
2	Savage, Quinn	9	Central Cairns	46.95	___
3	McClellan, Bella-Trez	12	Stingrays	46.05	___
4	Tan, Evelyn Grace	11	Tobruk	45.86	___
5	Macrae, Mia	11	Marlin Coast	45.99	___
6	Bamford, Mia	12	Saints	46.50	___
7	Wood, Laura	11	Tas Swimming	47.07	___
8	Smallbane, Hannah	11	Marlin Coast	47.71	___

**Heat 5 of 9 Finals**

1	Marr, Ella	12	Tobruk	51.46	___
2	Wheatley, Daniella Rose	10	Tas Swimming	50.01	___
3	Sweeper, Azahlia	10	Mareeba	49.19	___
4	Coleman, Elizabeth	11	Tas Swimming	48.00	___
5	Rowbotham, Aila	10	Saints	48.93	___
6	Papworth, Skyla	10	Marlin Coast	49.23	___
7	Albrecht, Izabella	11	Tobruk	50.19	___
8	Williams, Chloe	12	Central Cairns	51.98	___

**Heat 6 of 9 Finals**

1	Warren, Isabelle	9	Stingrays	56.15	___
2	Wood, Emma	9	Tas Swimming	55.27	___
3	Stockman, Ruby	11	Atherton	53.32	___
4	Crumpton, Holly	8	Central Cairns	52.14	___
5	Saitta, Lily	10	Marlin Coast	52.91	___
6	Rees, Daisy	9	Stingrays	53.73	___
7	McShane, Mahli	9	Saints	55.40	___
8	Hoskins, Amy	8	Edge Hill	56.64	___

**Heat 7 of 9 Finals**

1	Yates, Savannah	11	Stingrays	59.90	___
2	Ando, Lin	11	Edge Hill	58.18	___
3	Yet Foy, Hannah	9	Tas Swimming	57.57	___
4	Wilson, Indiana	9	Saints	57.05	___
5	Buttimore, Rose	9	Marlin Coast	57.33	___
6	Peraza, Audrey	9	Marlin Coast	58.16	___
7	McClellan, Nahla	9	Stingrays	59.52	___
8	Crumpton, Sophie	14	Central Cairns	1:01.93	___

**Heat 8 of 9 Finals**

1	Mckechnie, Olivia	10	Stingrays	1:17.02	___
2	Smallbane, Layla	9	Marlin Coast	1:05.99	___
3	Mckechnie, Georgia	9	Stingrays	1:05.68	___
4	Payne, Evie	9	Edge Hill	1:02.47	___
5	Welsh, Thea	9	Lightning SC	1:03.40	___
6	Walton, Hana-Sun	10	Edge Hill	1:05.80	___
7	Savage, Ellis	8	Central Cairns	1:13.27	___
8					___

**Heat 9 of 9 Finals**

1					___
2					___
3	Henderson, Zara	8	Edge Hill	NT	___
4	Bevan, Shamajah	8	Central Cairns	1:30.76	___
5	Fletcher, Pia	9	Edge Hill	NT	___
6					___
7					___
8					___

**Event 7 Boys 8 & Under 25 SC Meter Freestyle**

Lane	Name	Age	Team	Seed Time
------	------	-----	------	-----------

**Heat 1 of 1 Finals**

1					___
2	Fletcher, James	7	Edge Hill	NT	___
3	Waite, Ned	7	Edge Hill	33.34	___
4	Greenwood, James	7	Stingrays	22.35	___
5	McClellan, Oran	7	Stingrays	25.52	___
6	Henderson, John	8	Edge Hill	NT	___
7	Kelvy, Patrick	5	Edge Hill	NT	___
8					___

## 2024 Stingrays SC Transition Meet - 22/06/2024

## Meet Program

## Event 8 Girls 8 &amp; Under 25 SC Meter Freestyle

Lane	Name	Age	Team	Seed Time
<b>Heat 1 of 1 Finals</b>				
1	Kelvy, Genevieve	7	Edge Hill	NT
2	James, Henley	7	Edge Hill	NT
3	Payne, Molly	7	Edge Hill	31.34
4	Blake, Alexis	7	Mareeba	25.00
5	Jones, Lily-Grace	7	Stingrays	30.20
6	Reitano, Jazlyn	5	Stingrays	44.82
7	James, Jolene	7	Edge Hill	NT
8				

## Event 9 Boys 8 &amp; Over 50 SC Meter Freestyle

Lane	Name	Age	Team	Seed Time
<b>Heat 1 of 6 Finals</b>				
1	McShane, Warne	12	Saints	30.02
2	Connors, Cooper	14	Saints	27.60
3	Sorensen, Henrik	17	Stingrays	25.23
4	Layton, William	20	Uni Queensland	23.64
5	Foote, Nathan	21	Stingrays	25.18
6	Loveridge, Hugo	16	Marlin Coast	25.70
7	Andronicus, Nathan	17	Central Cairns	29.64
8	De Carlo, Raiden	13	Marlin Coast	31.00
<b>Heat 2 of 6 Finals</b>				
1	Chapman, Samuel	10	Marlin Coast	34.56
2	Laitinen, Jack	10	Tobruk	33.53
3	Smallbane, Hamish	13	Marlin Coast	32.67
4	Bartley, Michael	16	Marlin Coast	31.37
5	McKenzie, Logan	11	Stingrays	32.58
6	Wilson, Ulrich	13	Atherton	32.91
7	Dennis, Franklin	14	Tas Swimming	33.69
8	Loveridge, Archie	10	Marlin Coast	34.97
<b>Heat 3 of 6 Finals</b>				
1	Habgood, Brock	9	Marlin Coast	36.65
2	Murphy, Ty	11	Marlin Coast	36.51
3	Armstrong, Thomas	12	Tobruk	35.63
4	Suntsov, Mark	12	Saints	35.09
5	Scholes, Thomas	11	Stingrays	35.24
6	Pickard, Jaxon	11	Stingrays	35.99
7	Yu, Li	11	Tas Swimming	36.59
8	Greenwood, Travis	9	Stingrays	37.84
<b>Heat 4 of 6 Finals</b>				
1	Drummond -smith, Heath	11	Stingrays	42.33
2	Hoskins, Luca	11	Edge Hill	40.10
3	Hensen, Yannick	14	Mareeba	39.93
4	Dempsey, Darragh	13	Marlin Coast	37.94
5	McKenzie, Hayden	9	Stingrays	39.21
6	Fontaine, Archer	10	Central Cairns	39.99
7	Smith, Israel	11	Tas Swimming	40.29
8	Edney, Sasha	10	Marlin Coast	42.40

## Heat 5 of 6 Finals

1	Chohan, Taj	9	Malanda	49.81
2	Williams, Harrison	8	Central Cairns	47.95
3	Gilvear, Zander	8	Malanda	46.74
4	Stewart, Daniel	9	Stingrays	43.97
5	Ottone, Aiden	11	Saints	44.84
6	Blyde, Andrew	10	Marlin Coast	46.78
7	Brunott, Lachlan	8	Central Cairns	49.33
8	Stockman, Reginald	9	Atherton	50.69

## Heat 6 of 6 Finals

1	Reitano, Caleb	9	Stingrays	59.93
2	De Silva, Ben	9	Stingrays	55.70
3	Cracknell, Thomas	9	Stingrays	54.51
4	Murphy, Nash	8	Marlin Coast	51.50
5	Joinbee, Elijah	8	Edge Hill	52.83
6	Welsh, Lawson	9	Lightning SC	54.56
7	Waite, Frankie	9	Edge Hill	58.08
8				

## Event 10 Girls 8 &amp; Over 50 SC Meter Freestyle

Lane	Name	Age	Team	Seed Time
<b>Heat 1 of 11 Finals</b>				
1	Scholes, Amelie	14	Stingrays	29.92
2	Beck, Natalie	16	Stingrays	29.42
3	Percy, Jamie	14	Tas Swimming	29.38
4	Snelling, Leah	17	Stingrays	27.11
5	Brown, Emily	16	Stingrays	28.41
6	Whitby, Rylee	16	Tas Swimming	29.39
7	Greatorex, Sophie	14	Saints	29.78
8	Bamford, Ava	14	Saints	29.95
<b>Heat 2 of 11 Finals</b>				
1	Dalmeyer, Eloise	13	Stingrays	31.60
2	Greenwood, Ellie	15	Saints	31.06
3	Thouroude, Chantal	13	Marlin Coast	30.47
4	McShane, Cadence	16	Saints	30.13
5	Libke, Elise	11	Stingrays	30.33
6	Travers-Mason, Kai	15	Stingrays	30.52
7	Greenwood, Eva	12	Stingrays	31.56
8	Kito, Skye	16	Stingrays	31.70
<b>Heat 3 of 11 Finals</b>				
1	Suntsova, Elizabeth	15	Saints	33.46
2	Williams, Kiara	13	Central Cairns	32.92
3	Sokolowski, Lylla	14	Tobruk	32.76
4	Hewitt, Brooklyn	13	Marlin Coast	31.72
5	O'Neile, Chloe	13	Marlin Coast	32.07
6	Welsh, Addison	13	Lightning SC	32.79
7	Simms, Alice	12	Marlin Coast	32.93
8	Hewitt, Ashley	12	Marlin Coast	34.05
<b>Heat 4 of 11 Finals</b>				
1	Wood, Alexis	12	Tas Swimming	36.18
2	Dunn, Camryn	13	Tas Swimming	35.87
3	Norman, Makayla	14	Innisfail	35.20
4	Njaramba, Lisa	13	Tas Swimming	34.74
5	Habgood, Tully	12	Marlin Coast	34.78
6	Hogan, Casey	13	Central Cairns	35.77
7	Bennett, Zahra	13	Central Cairns	35.88
8	Crumpton, Millie	13	Central Cairns	36.23

## 2024 Stingrays SC Transition Meet - 22/06/2024

## Meet Program

**Heat 5 Finals (#10 Girls 8 & Over 50 SC Meter Freestyle)**

1	Tan, Evelyn Grace	11	Tobruk	38.02	___
2	Piccolo, Rianna	11	Stingrays	37.70	___
3	Bamford, Mia	12	Saints	37.10	___
4	Wood, Laura	11	Tas Swimming	36.42	___
5	Welsh, Cleo	13	Lightning SC	36.71	___
6	Macrae, Mia	11	Marlin Coast	37.65	___
7	Greenwood, Isabelle	11	Stingrays	37.87	___
8	Bryan, Kennedy	11	Tobruk	38.12	___

**Heat 6 of 11 Finals**

1	Savage, Quinn	9	Central Cairns	39.81	___
2	Smallbane, Hannah	11	Marlin Coast	39.47	___
3	Albrecht, Izabella	11	Tobruk	38.99	___
4	McClellan, Bella-Trez	12	Stingrays	38.74	___
5	Buttimore, Bonnie	11	Marlin Coast	38.96	___
6	Yates, Savannah	11	Stingrays	39.15	___
7	Brunott, Hannah	11	Central Cairns	39.62	___
8	Wheatley, Daniella Rose	10	Tas Swimming	40.88	___

**Heat 7 of 11 Finals**

1	Coleman, Elizabeth	11	Tas Swimming	41.48	___
2	Peraza, Gwyneth	11	Marlin Coast	41.12	___
3	Williams, Chloe	12	Central Cairns	40.98	___
4	McShane, Mahli	9	Saints	40.92	___
5	Stockman, Ruby	11	Atherton	40.97	___
6	Rowbotham, Aila	10	Saints	41.11	___
7	Papworth, Skyla	10	Marlin Coast	41.40	___
8	Warren, Isabelle	9	Stingrays	41.56	___

**Heat 8 of 11 Finals**

1	Crumpton, Holly	8	Central Cairns	47.63	___
2	Piccolo, Jorja	9	Stingrays	46.23	___
3	Wilce, Shelby	11	Atherton	42.43	___
4	McLeod, Kensey	12	Saints	41.78	___
5	Marr, Ella	12	Tobruk	42.08	___
6	Barallon, Poppy	10	Tobruk	43.85	___
7	Hoskins, Amy	8	Edge Hill	46.71	___
8	Saitta, Lily	10	Marlin Coast	47.65	___

**Heat 9 of 11 Finals**

1	McClellan, Nahla	9	Stingrays	50.02	___
2	Wood, Emma	9	Tas Swimming	49.07	___
3	Payne, Evie	9	Edge Hill	48.01	___
4	Sweeper, Azahlia	10	Mareeba	47.79	___
5	Rees, Daisy	9	Stingrays	48.00	___
6	Hensen, Zabella	12	Atherton	48.91	___
7	Buttimore, Rose	9	Marlin Coast	49.47	___
8	Smallbane, Layla	9	Marlin Coast	50.69	___

**Heat 10 of 11 Finals**

1	Savage, Ellis	8	Central Cairns	55.37	___
2	Crumpton, Sophie	14	Central Cairns	53.94	___
3	Wilson, Indiana	9	Saints	51.39	___
4	Walton, Hana-Sun	10	Edge Hill	51.03	___
5	Cole, Elanor	9	Stingrays	51.14	___
6	Standing, Molly	9	Stingrays	53.29	___
7	Peraza, Audrey	9	Marlin Coast	55.03	___
8	Bevan, Shamajah	8	Central Cairns	55.68	___

**Heat 11 of 11 Finals**

1					___
2	Fletcher, Pia	9	Edge Hill	NT	___
3	Welsh, Thea	9	Lightning SC	58.11	___
4	Yet Foy, Hannah	9	Tas Swimming	56.31	___
5	Mckechnie, Georgia	9	Stingrays	57.42	___
6	Mckechnie, Olivia	10	Stingrays	1:04.11	___
7	Henderson, Zara	8	Edge Hill	NT	___
8					___

**Event 11 Boys 8 & Under 25 SC Meter Breaststroke**

Lane	Name	Age	Team	Seed Time
------	------	-----	------	-----------

**Heat 1 of 1 Finals**

1					___
2	Henderson, John	8	Edge Hill	NT	___
3	Chohan, Ajay	7	Malanda	38.35	___
4	Greenwood, James	7	Stingrays	32.04	___
5	McClellan, Oran	7	Stingrays	37.02	___
6	Waite, Ned	7	Edge Hill	50.08	___
7					___
8					___

**Event 12 Girls 8 & Under 25 SC Meter Breaststroke**

Lane	Name	Age	Team	Seed Time
------	------	-----	------	-----------

**Heat 1 of 1 Finals**

1					___
2	James, Henley	7	Edge Hill	NT	___
3	Kelvy, Genevieve	7	Edge Hill	NT	___
4	Jones, Lily-Grace	7	Stingrays	33.58	___
5	Blake, Alexis	7	Mareeba	35.32	___
6	James, Jolene	7	Edge Hill	NT	___
7	Reitano, Jazlyn	5	Stingrays	NT	___
8					___

**Event 13 Boys 8 & Over 50 SC Meter Breaststroke**

Lane	Name	Age	Team	Seed Time
------	------	-----	------	-----------

**Heat 1 of 6 Finals**

1	McShane, Warne	12	Saints	35.80	___
2	Thouroude, Nicolas	15	Marlin Coast	32.85	___
3	Foote, Nathan	21	Stingrays	32.45	___
4	Sorensen, Henrik	17	Stingrays	31.49	___
5	Elliott, Ryan	16	Stingrays	32.07	___
6	Loveridge, Hugo	16	Marlin Coast	32.65	___
7	De Carlo, Raiden	13	Marlin Coast	33.82	___
8	Finlay, Fraser	14	Marlin Coast	37.71	___

**Heat 2 of 6 Finals**

1	Mittempergher, Noah	14	Marlin Coast	46.96	___
2	Dennis, Franklin	14	Tas Swimming	45.72	___
3	Smallbane, Hamish	13	Marlin Coast	44.36	___
4	Loveridge, Oscar	12	Marlin Coast	44.20	___
5	Pickard, Jaxon	11	Stingrays	44.23	___
6	Suntsov, Mark	12	Saints	45.60	___
7	Habgood, Brock	9	Marlin Coast	46.78	___
8	Chapman, Samuel	10	Marlin Coast	48.59	___

## 2024 Stingrays SC Transition Meet - 22/06/2024

## Meet Program

**Heat 3 Finals (#13 Boys 8 & Over 50 SC Meter Breaststroke)**

1	Smith, Israel	11	Tas Swimming	52.47	___
2	Dempsey, Darragh	13	Marlin Coast	51.43	___
3	Armstrong, Thomas	12	Tobruk	50.41	___
4	Laitinen, Jack	10	Tobruk	48.97	___
5	Scholes, Thomas	11	Stingrays	50.41	___
6	Yu, Li	11	Tas Swimming	50.87	___
7	Hensen, Yannick	14	Mareeba	51.59	___
8	Greenwood, Travis	9	Stingrays	55.40	___

**Heat 4 of 6 Finals**

1	Stewart, Daniel	9	Stingrays	59.62	___
2	Fontaine, Archer	10	Central Cairns	59.29	___
3	Hoskins, Luca	11	Edge Hill	57.88	___
4	McKenzie, Hayden	9	Stingrays	55.46	___
5	Ottone, Aiden	11	Saints	57.67	___
6	Blyde, Andrew	10	Marlin Coast	58.95	___
7	Cracknell, Thomas	9	Stingrays	59.48	___
8	Drummond -smith, Heath	11	Stingrays	1:00.03	___

**Heat 5 of 6 Finals**

1	Brunott, Lachlan	8	Central Cairns	1:09.79	___
2	Waite, Frankie	9	Edge Hill	1:08.52	___
3	Reitano, Caleb	9	Stingrays	1:08.18	___
4	Edney, Sasha	10	Marlin Coast	1:00.93	___
5	De Silva, Ben	9	Stingrays	1:06.52	___
6	Murphy, Nash	8	Marlin Coast	1:08.24	___
7	Welsh, Lawson	9	Lightning SC	1:09.45	___
8	Williams, Harrison	8	Central Cairns	1:12.33	___

**Heat 6 of 6 Finals**

1					___
2					___
3	Joinbee, Elijah	8	Edge Hill	1:26.23	___
4	Stockman, Reginald	9	Atherton	1:14.97	___
5	Gilvear, Zander	8	Malanda	1:22.19	___
6					___
7					___
8					___

**Event 14 Girls 8 & Over 50 SC Meter Breaststroke**

Lane	Name	Age	Team	Seed Time
------	------	-----	------	-----------

**Heat 1 of 9 Finals**

1	Greenwood, Ellie	15	Saints	42.26	___
2	Greatorex, Sophie	14	Saints	40.03	___
3	Cracknell, Lucy	12	Stingrays	37.42	___
4	McShane, Cadence	16	Saints	36.53	___
5	Percy, Jamie	14	Tas Swimming	37.34	___
6	Simms, Alice	12	Marlin Coast	39.14	___
7	Welsh, Addison	13	Lightning SC	41.15	___
8	Libke, Elise	11	Stingrays	42.31	___

**Heat 2 of 9 Finals**

1	Williams, Kiara	13	Central Cairns	45.05	___
2	O'Neile, Chloe	13	Marlin Coast	44.22	___
3	Hogan, Casey	13	Central Cairns	42.75	___
4	Dalmeyer, Eloise	13	Stingrays	42.63	___
5	Stockman, Ella	13	Atherton	42.64	___
6	Bryan, Kennedy	11	Tobruk	43.31	___
7	Greenwood, Eva	12	Stingrays	44.46	___
8	Hewitt, Ashley	12	Marlin Coast	45.06	___

**Heat 3 of 9 Finals**

1	Wood, Alexis	12	Tas Swimming	49.63	___
2	Turnbull, Chelsea	12	Tas Swimming	49.22	___
3	Miotto, Isabel	12	Stingrays	47.68	___
4	Sokolowski, Lylla	14	Tobruk	45.72	___
5	Welsh, Cleo	13	Lightning SC	47.16	___
6	McLeod, Kensey	12	Saints	48.20	___
7	Piccolo, Rianna	11	Stingrays	49.29	___
8	Wood, Laura	11	Tas Swimming	49.86	___

**Heat 4 of 9 Finals**

1	Albrecht, Izabella	11	Tobruk	53.21	___
2	Yates, Savannah	11	Stingrays	52.69	___
3	Brunott, Hannah	11	Central Cairns	52.06	___
4	Tooley, Zoe	12	Tas Swimming	50.52	___
5	Chapman, Freya	12	Marlin Coast	51.07	___
6	Norman, Makayla	14	Innisfail	52.39	___
7	Bennett, Zahra	13	Central Cairns	52.77	___
8	Smallbane, Hannah	11	Marlin Coast	53.37	___

**Heat 5 of 9 Finals**

1	Piccolo, Jorja	9	Stingrays	57.12	___
2	Warren, Isabelle	9	Stingrays	56.57	___
3	Papworth, Skyla	10	Marlin Coast	54.95	___
4	Peraza, Gwyneth	11	Marlin Coast	53.46	___
5	Marr, Ella	12	Tobruk	54.10	___
6	Barallon, Poppy	10	Tobruk	55.96	___
7	Williams, Chloe	12	Central Cairns	56.66	___
8	Wheatley, Daniella Rose	10	Tas Swimming	57.38	___

**Heat 6 of 9 Finals**

1	McShane, Mahli	9	Saints	1:00.53	___
2	Savage, Quinn	9	Central Cairns	59.87	___
3	Hoskins, Amy	8	Edge Hill	59.65	___
4	McClellan, Bella-Trez	12	Stingrays	58.38	___
5	Hensen, Zabella	12	Atherton	58.68	___
6	Coleman, Elizabeth	11	Tas Swimming	59.80	___
7	Rees, Daisy	9	Stingrays	59.94	___
8	Buttimore, Rose	9	Marlin Coast	1:00.80	___

**Heat 7 of 9 Finals**

1	Bevan, Shamajah	8	Central Cairns	1:10.30	___
2	Saitta, Lily	10	Marlin Coast	1:08.25	___
3	Standing, Molly	9	Stingrays	1:06.47	___
4	Crumpton, Holly	8	Central Cairns	1:03.15	___
5	Wood, Emma	9	Tas Swimming	1:04.86	___
6	Wilson, Indiana	9	Saints	1:06.55	___
7	Cole, Elanor	9	Stingrays	1:09.02	___
8	Mckechnie, Georgia	9	Stingrays	1:13.92	___

**Heat 8 of 9 Finals**

1	Yet Foy, Hannah	9	Tas Swimming	1:18.81	___
2	Smallbane, Layla	9	Marlin Coast	1:17.25	___
3	Crumpton, Sophie	14	Central Cairns	1:16.72	___
4	Walton, Hana-Sun	10	Edge Hill	1:14.34	___
5	Welsh, Thea	9	Lightning SC	1:15.07	___
6	Peraza, Audrey	9	Marlin Coast	1:17.08	___
7	McClellan, Nahla	9	Stingrays	1:18.38	___
8	Mckechnie, Olivia	10	Stingrays	1:19.74	___

## 2024 Stingrays SC Transition Meet - 22/06/2024

## Meet Program

**Heat 9 Finals (#14 Girls 8 & Over 50 SC Meter Breaststroke)**

1					
2					
3	Fletcher, Pia	9	Edge Hill	NT	
4	Savage, Ellis	8	Central Cairns	1:24.96	
5	Payne, Evie	9	Edge Hill	1:38.06	
6	Henderson, Zara	8	Edge Hill	NT	
7					
8					

**Event 15 Boys 8 & Under 25 SC Meter Butterfly**

Lane	Name	Age	Team	Seed Time
------	------	-----	------	-----------

**Heat 1 of 1 Finals**

1	Kelvy, Patrick	5	Edge Hill	NT	
2	Waite, Ned	7	Edge Hill	48.20	
3	Greenwood, James	7	Stingrays	31.04	
4	Brunott, Lachlan	8	Central Cairns	30.10	
5	Gilvear, Zander	8	Malanda	30.81	
6	McClellan, Oran	7	Stingrays	39.47	
7	Henderson, John	8	Edge Hill	NT	
8					

**Event 16 Girls 8 & Under 25 SC Meter Butterfly**

Lane	Name	Age	Team	Seed Time
------	------	-----	------	-----------

**Heat 1 of 1 Finals**

1					
2					
3	James, Henley	7	Edge Hill	NT	
4	Jones, Lily-Grace	7	Stingrays	34.78	
5	Kelvy, Genevieve	7	Edge Hill	NT	
6	James, Jolene	7	Edge Hill	NT	
7					
8					

**Event 17 Boys 8 & Over 50 SC Meter Butterfly**

Lane	Name	Age	Team	Seed Time
------	------	-----	------	-----------

**Heat 1 of 5 Finals**

1	Connors, Cooper	14	Saints	31.88	
2	Thouroude, Nicolas	15	Marlin Coast	31.32	
3	Foote, Nathan	21	Stingrays	27.46	
4	Layton, William	20	Uni Queensland	25.39	
5	Loveridge, Hugo	16	Marlin Coast	27.42	
6	Thouroude, Sebastien	17	Marlin Coast	28.78	
7	Finlay, Fraser	14	Marlin Coast	31.51	
8	McShane, Warne	12	Saints	33.48	

**Heat 2 of 5 Finals**

1	Chapman, Samuel	10	Marlin Coast	41.18	
2	Dennis, Franklin	14	Tas Swimming	39.83	
3	Smallbane, Hamish	13	Marlin Coast	36.66	
4	Bartley, Michael	16	Marlin Coast	34.64	
5	De Carlo, Raiden	13	Marlin Coast	35.00	
6	Wilson, Ulrich	13	Atherton	37.92	
7	Mittempergher, Noah	14	Marlin Coast	39.94	
8	Laitinen, Jack	10	Tobruk	42.99	

**Heat 3 of 5 Finals**

1	Yu, Li	11	Tas Swimming	52.90	
2	Dempsey, Darragh	13	Marlin Coast	48.62	
3	Drummond -smith, Heath	11	Stingrays	46.84	
4	Murphy, Ty	11	Marlin Coast	44.16	
5	Habgood, Brock	9	Marlin Coast	44.18	
6	Armstrong, Thomas	12	Tobruk	47.10	
7	McKenzie, Hayden	9	Stingrays	48.79	
8	Greenwood, Travis	9	Stingrays	53.78	

**Heat 4 of 5 Finals**

1	Blyde, Andrew	10	Marlin Coast	1:01.03	
2	Smith, Israel	11	Tas Swimming	57.57	
3	Hoskins, Luca	11	Edge Hill	56.46	
4	Fontaine, Archer	10	Central Cairns	55.58	
5	Stewart, Daniel	9	Stingrays	55.96	
6	Ottone, Aiden	11	Saints	57.54	
7	Cracknell, Thomas	9	Stingrays	1:00.30	
8	Murphy, Nash	8	Marlin Coast	1:02.30	

**Heat 5 of 5 Finals**

1					
2	Joinbee, Elijah	8	Edge Hill	1:29.34	
3	Williams, Harrison	8	Central Cairns	1:18.14	
4	Edney, Sasha	10	Marlin Coast	1:03.11	
5	Waite, Frankie	9	Edge Hill	1:15.22	
6	Stockman, Reginald	9	Atherton	1:24.79	
7					
8					

**Event 18 Girls 8 & Over 50 SC Meter Butterfly**

Lane	Name	Age	Team	Seed Time
------	------	-----	------	-----------

**Heat 1 of 8 Finals**

1	Percy, Jamie	14	Tas Swimming	33.39	
2	Scholes, Amelie	14	Stingrays	31.55	
3	Lulham, Arabella	14	Marlin Coast	31.11	
4	Snelling, Leah	17	Stingrays	30.38	
5	Greatorex, Sophie	14	Saints	30.87	
6	Whitby, Rylee	16	Tas Swimming	31.26	
7	Turnbull, Chelsea	12	Tas Swimming	33.37	
8	McShane, Cadence	16	Saints	33.60	

**Heat 2 of 8 Finals**

1	Sokolowski, Lylla	14	Tobruk	38.54	
2	Simms, Alice	12	Marlin Coast	37.97	
3	Millar, Abbie	13	Malanda	34.96	
4	Dalmeyer, Eloise	13	Stingrays	34.67	
5	Hewitt, Brooklyn	13	Marlin Coast	34.85	
6	Suntsova, Elizabeth	15	Saints	37.61	
7	Habgood, Tully	12	Marlin Coast	38.35	
8	Hogan, Casey	13	Central Cairns	38.95	

**Heat 3 of 8 Finals**

1	Wood, Laura	11	Tas Swimming	43.29	
2	Finlay, Florence	13	Marlin Coast	42.01	
3	Norman, Makayla	14	Innisfail	41.21	
4	Greenwood, Ellie	15	Saints	39.51	
5	Bennett, Zahra	13	Central Cairns	39.94	
6	Williams, Kiara	13	Central Cairns	41.61	
7	Peraza, Gwyneth	11	Marlin Coast	42.92	
8	Bryan, Kennedy	11	Tobruk	43.30	



## 2024 Stingrays SC Transition Meet - 22/06/2024

## Meet Program

**Heat 4 Finals (#18 Girls 8 & Over 50 SC Meter Butterfly)**

1	Welsh, Addison	13	Lightning SC	47.57	___
2	Wood, Alexis	12	Tas Swimming	45.14	___
3	De la Fonteyne, Claire	10	Stingrays	44.20	___
4	Njaramba, Lisa	13	Tas Swimming	43.34	___
5	Macrae, Mia	11	Marlin Coast	43.80	___
6	Tooley, Zoe	12	Tas Swimming	44.41	___
7	Tan, Evelyn Grace	11	Tobruk	46.57	___
8	Coleman, Elizabeth	11	Tas Swimming	47.70	___

**Heat 5 of 8 Finals**

1	Hoskins, Amy	8	Edge Hill	52.51	___
2	Smallbane, Hannah	11	Marlin Coast	50.27	___
3	Papworth, Skyla	10	Marlin Coast	50.03	___
4	Ando, Lin	11	Edge Hill	49.38	___
5	Yates, Savannah	11	Stingrays	49.47	___
6	Albrecht, Izabella	11	Tobruk	50.09	___
7	Piccolo, Rianna	11	Stingrays	51.13	___
8	McShane, Mahli	9	Saints	54.26	___

**Heat 6 of 8 Finals**

1	Peraza, Audrey	9	Marlin Coast	1:05.99	___
2	Williams, Chloe	12	Central Cairns	59.77	___
3	Payne, Evie	9	Edge Hill	56.40	___
4	Warren, Isabelle	9	Stingrays	55.01	___
5	Crumpton, Holly	8	Central Cairns	55.46	___
6	Stockman, Ruby	11	Atherton	56.81	___
7	Buttimore, Rose	9	Marlin Coast	1:01.98	___
8	Wilce, Shelby	11	Atherton	1:06.99	___

**Heat 7 of 8 Finals**

1	Bevan, Shamajah	8	Central Cairns	1:33.02	___
2	Cole, Elanor	9	Stingrays	1:18.55	___
3	Saitta, Lily	10	Marlin Coast	1:08.17	___
4	Yet Foy, Hannah	9	Tas Swimming	1:07.69	___
5	Wood, Emma	9	Tas Swimming	1:07.87	___
6	Standing, Molly	9	Stingrays	1:11.10	___
7	Smallbane, Layla	9	Marlin Coast	1:27.36	___
8	Wheatley, Daniella Rose	10	Tas Swimming	NT	___

**Heat 8 of 8 Finals**

1					___
2					___
3	Henderson, Zara	8	Edge Hill	NT	___
4	Walton, Hana-Sun	10	Edge Hill	NT	___
5	Fletcher, Pia	9	Edge Hill	NT	___
6					___
7					___
8					___

**Event 19 Boys 11 & Over 400 SC Meter IM**

Lane	Name	Age	Team	Seed Time
------	------	-----	------	-----------

**Heat 1 of 1 Finals**

1					___
2					___
3	Kito, Sunny	12	Stingrays	5:33.34	___
4	An, Albert Damin	17	Tas Swimming	4:34.53	___
5	Loveridge, Hugo	16	Marlin Coast	4:52.68	___
6	Loveridge, Oscar	12	Marlin Coast	5:52.22	___
7					___
8					___

**Event 20 Girls 11 & Over 400 SC Meter IM**

Lane	Name	Age	Team	Seed Time
------	------	-----	------	-----------

**Heat 1 of 1 Finals**

1					___
2					___
3	De la Fonteyne, Zara	12	Stingrays	6:11.70	___
4	Stewart, Madeline	14	Stingrays	5:27.84	___
5	Cracknell, Lucy	12	Stingrays	5:49.91	___
6	Page, Sienna	12	Stingrays	NT	___
7					___
8					___

**Event 21 Boys 8 & Over 100 SC Meter Freestyle**

Lane	Name	Age	Team	Seed Time
------	------	-----	------	-----------

**Heat 1 of 4 Finals**

1	Smallbane, Hamish	13	Marlin Coast	1:12.69	___
2	Connors, Cooper	14	Saints	1:02.49	___
3	Thouroude, Nicolas	15	Marlin Coast	58.06	___
4	Sorensen, Henrik	17	Stingrays	55.74	___
5	Foote, Nathan	21	Stingrays	56.65	___
6	Thouroude, Sebastien	17	Marlin Coast	58.11	___
7	Andronicus, Nathan	17	Central Cairns	1:07.57	___
8	Suntsov, Mark	12	Saints	1:14.14	___

**Heat 2 of 4 Finals**

1	Pickard, Jaxon	11	Stingrays	1:22.00	___
2	Scholes, Thomas	11	Stingrays	1:17.28	___
3	Laitinen, Jack	10	Tobruk	1:16.78	___
4	Wilson, Ulrich	13	Atherton	1:14.50	___
5	Chapman, Samuel	10	Marlin Coast	1:14.97	___
6	Loveridge, Archie	10	Marlin Coast	1:16.81	___
7	McKenzie, Logan	11	Stingrays	1:18.51	___
8	Dempsey, Darragh	13	Marlin Coast	1:24.09	___

**Heat 3 of 4 Finals**

1	Fontaine, Archer	10	Central Cairns	1:36.74	___
2	Murphy, Ty	11	Marlin Coast	1:30.10	___
3	Hensen, Yannick	14	Mareeba	1:27.04	___
4	Drummond -smith, Heath	11	Stingrays	1:25.95	___
5	Yu, Li	11	Tas Swimming	1:26.46	___
6	Ottone, Aiden	11	Saints	1:28.70	___
7	McKenzie, Hayden	9	Stingrays	1:30.68	___
8	Stewart, Daniel	9	Stingrays	1:37.85	___

**Heat 4 of 4 Finals**

1					___
2	Welsh, Lawson	9	Lightning SC	NT	___
3	Blyde, Andrew	10	Marlin Coast	2:10.86	___
4	Greenwood, Travis	9	Stingrays	1:50.73	___
5	Chohan, Taj	9	Malanda	1:59.24	___
6	Edney, Sasha	10	Marlin Coast	NT	___
7	Williams, Harrison	8	Central Cairns	NT	___
8					___

## 2024 Stingrays SC Transition Meet - 22/06/2024

## Meet Program

## Event 22 Girls 8 &amp; Over 100 SC Meter Freestyle

Lane	Name	Age	Team	Seed Time
------	------	-----	------	-----------

## Heat 1 of 8 Finals

1	Lulham, Arabella	14	Marlin Coast	1:04.78
2	Percy, Jamie	14	Tas Swimming	1:04.55
3	Brown, Emily	16	Stingrays	1:02.46
4	Snelling, Leah	17	Stingrays	57.18
5	Greatorex, Sophie	14	Saints	1:02.34
6	Vickers, Emily	14	Marlin Coast	1:03.14
7	Thouroude, Chantal	13	Marlin Coast	1:04.72
8	Whitby, Rylee	16	Tas Swimming	1:05.01

## Heat 2 of 8 Finals

1	O'Neile, Chloe	13	Marlin Coast	1:09.68
2	Libke, Elise	11	Stingrays	1:08.99
3	Young, Lily	14	Marlin Coast	1:08.26
4	Travers-Mason, Kai	15	Stingrays	1:07.02
5	Turnbull, Chelsea	12	Tas Swimming	1:07.72
6	Scholes, Amelie	14	Stingrays	1:08.90
7	Greenwood, Eva	12	Stingrays	1:09.09
8	Beck, Natalie	16	Stingrays	1:09.81

## Heat 3 of 8 Finals

1	Stockman, Ella	13	Atherton	1:17.26
2	Simms, Alice	12	Marlin Coast	1:16.20
3	Bamford, Ava	14	Saints	1:12.24
4	Bennett, Zahra	13	Central Cairns	1:10.89
5	Welsh, Addison	13	Lightning SC	1:11.10
6	Crumpton, Millie	13	Central Cairns	1:15.19
7	Chapman, Freya	12	Marlin Coast	1:16.50
8	Njaramba, Lisa	13	Tas Swimming	1:17.63

## Heat 4 of 8 Finals

1	Piccolo, Rianna	11	Stingrays	1:24.58
2	Welsh, Cleo	13	Lightning SC	1:22.04
3	Finlay, Florence	13	Marlin Coast	1:19.06
4	Habgood, Tully	12	Marlin Coast	1:17.70
5	Bryan, Kennedy	11	Tobruk	1:18.48
6	Young, Layla	11	Marlin Coast	1:19.59
7	Dunn, Camryn	13	Tas Swimming	1:23.35
8	Greenwood, Isabelle	11	Stingrays	1:25.66

## Heat 5 of 8 Finals

1	Smallbane, Hannah	11	Marlin Coast	1:30.38
2	De la Fonteyne, Claire	10	Stingrays	1:27.75
3	Brunott, Hannah	11	Central Cairns	1:26.77
4	Mckechnie, Hurleigh	12	Stingrays	1:25.74
5	Miotto, Isabel	12	Stingrays	1:26.66
6	Papworth, Skyla	10	Marlin Coast	1:26.86
7	Buttimore, Bonnie	11	Marlin Coast	1:27.91
8	Tan, Evelyn Grace	11	Tobruk	1:30.72

## Heat 6 of 8 Finals

1	Marr, Ella	12	Tobruk	1:39.25
2	Yates, Savannah	11	Stingrays	1:37.60
3	Coleman, Elizabeth	11	Tas Swimming	1:34.82
4	McClellan, Bella-Trez	12	Stingrays	1:30.84
5	McLeod, Kensey	12	Saints	1:31.75
6	Bamford, Mia	12	Saints	1:37.08
7	Williams, Chloe	12	Central Cairns	1:38.00
8	Wilce, Shelby	11	Atherton	1:40.31

## Heat 7 of 8 Finals

1	Piccolo, Jorja	9	Stingrays	1:49.44
2	McClellan, Nahla	9	Stingrays	1:46.59
3	Ando, Lin	11	Edge Hill	1:43.69
4	Warren, Isabelle	9	Stingrays	1:42.93
5	Barallon, Poppy	10	Tobruk	1:43.50
6	Rees, Daisy	9	Stingrays	1:43.85
7	Hensen, Zabella	12	Atherton	1:46.98
8	Donovan, Charlee	9	Marlin Coast	1:52.52

## Heat 8 of 8 Finals

1	Bevan, Shamajah	8	Central Cairns	NT
2	Smallbane, Layla	9	Marlin Coast	2:26.56
3	Donovan, Maycee	12	Marlin Coast	1:58.26
4	Saitta, Lily	10	Marlin Coast	1:53.33
5	Buttimore, Rose	9	Marlin Coast	1:54.46
6	Peraza, Audrey	9	Marlin Coast	2:05.28
7	Welsh, Thea	9	Lightning SC	NT
8				

## Event 23 Boys 10 &amp; Over 200 SC Meter IM

Lane	Name	Age	Team	Seed Time
------	------	-----	------	-----------

## Heat 1 of 2 Finals

1	Mittempergher, Noah	14	Marlin Coast	3:00.46
2	McShane, Warne	12	Saints	2:42.36
3	Finlay, Fraser	14	Marlin Coast	2:29.55
4	Sorensen, Henrik	17	Stingrays	2:15.67
5	Foote, Nathan	21	Stingrays	2:19.83
6	De Carlo, Raiden	13	Marlin Coast	2:37.70
7	Pickard, Jaxon	11	Stingrays	2:54.25
8	Smallbane, Hamish	13	Marlin Coast	3:08.33

## Heat 2 of 2 Finals

1				
2				
3	Ottone, Aiden	11	Saints	NT
4	Loveridge, Archie	10	Marlin Coast	3:19.31
5	Drummond-smith, Heath	11	Stingrays	NT
6				
7				
8				

## Event 24 Girls 10 &amp; Over 200 SC Meter IM

Lane	Name	Age	Team	Seed Time
------	------	-----	------	-----------

## Heat 1 of 4 Finals

1	Hewitt, Brooklyn	13	Marlin Coast	2:49.79
2	Millar, Abbie	13	Malanda	2:49.41
3	Scholes, Amelie	14	Stingrays	2:46.17
4	Brown, Emily	16	Stingrays	2:36.94
5	Lulham, Arabella	14	Marlin Coast	2:40.16
6	Libke, Elise	11	Stingrays	2:48.95
7	Turnbull, Chelsea	12	Tas Swimming	2:49.45
8	O'Neile, Chloe	13	Marlin Coast	2:52.44

## 2024 Stingrays SC Transition Meet - 22/06/2024

## Meet Program

**Heat 2 Finals (#24 Girls 10 & Over 200 SC Meter IM)**

1	Macrae, Mia	11	Marlin Coast	3:19.33	___
2	Hogan, Casey	13	Central Cairns	3:08.22	___
3	Sokolowski, Lylla	14	Tobruk	3:02.09	___
4	Greenwood, Eva	12	Stingrays	2:54.21	___
5	Dalmeyer, Eloise	13	Stingrays	3:01.75	___
6	Williams, Kiara	13	Central Cairns	3:04.66	___
7	Finlay, Florence	13	Marlin Coast	3:12.87	___
8	Crumpton, Millie	13	Central Cairns	3:19.68	___

**Heat 3 of 4 Finals**

1	Papworth, Skyla	10	Marlin Coast	3:41.01	___
2	Dunn, Camryn	13	Tas Swimming	3:29.96	___
3	Bryan, Kennedy	11	Tobruk	3:25.48	___
4	Mckechnie, Hurleigh	12	Stingrays	3:22.90	___
5	Young, Layla	11	Marlin Coast	3:24.66	___
6	Peraza, Gwyneth	11	Marlin Coast	3:29.06	___
7	Donovan, Maycee	12	Marlin Coast	3:38.80	___
8	Smallbane, Hannah	11	Marlin Coast	3:41.37	___

**Heat 4 of 4 Finals**

1					___
2	Albrecht, Izabella	11	Tobruk	NT	___
3	Welsh, Cleo	13	Lightning SC	NT	___
4	Wilce, Shelby	11	Atherton	4:18.37	___
5	Ando, Lin	11	Edge Hill	4:22.50	___
6	Welsh, Addison	13	Lightning SC	NT	___
7					___
8					___

**Event 25 Boys 9 & Over 100 SC Meter Backstroke**

Lane	Name	Age	Team	Seed Time	
<b>Heat 1 of 2 Finals</b>					
1	McKenzie, Hayden	9	Stingrays	1:46.22	___
2	Wilson, Ulrich	13	Atherton	1:33.79	___
3	Scholes, Thomas	11	Stingrays	1:30.70	___
4	Bartley, Michael	16	Marlin Coast	1:26.64	___
5	McKenzie, Logan	11	Stingrays	1:29.61	___
6	Loveridge, Archie	10	Marlin Coast	1:31.27	___
7	Chapman, Samuel	10	Marlin Coast	1:41.44	___
8	Armstrong, Thomas	12	Tobruk	1:46.34	___

**Heat 2 of 2 Finals**

1					___
2	Edney, Sasha	10	Marlin Coast	NT	___
3	Blyde, Andrew	10	Marlin Coast	2:13.62	___
4	Yu, Li	11	Tas Swimming	1:47.25	___
5	Greenwood, Travis	9	Stingrays	1:52.82	___
6	Smallbane, Hamish	13	Marlin Coast	NT	___
7					___
8					___

**Event 26 Girls 9 & Over 100 SC Meter Backstroke**

Lane	Name	Age	Team	Seed Time	
<b>Heat 1 of 4 Finals</b>					
1	De la Fonteyne, Zara	12	Stingrays	1:21.06	___
2	Greenwood, Ellie	15	Saints	1:18.39	___
3	Stewart, Madeline	14	Stingrays	1:13.81	___
4	Vickers, Emily	14	Marlin Coast	1:08.27	___
5	Travers-Mason, Kai	15	Stingrays	1:11.94	___
6	Hewitt, Brooklyn	13	Marlin Coast	1:16.15	___
7	Turnbull, Chelsea	12	Tas Swimming	1:20.10	___
8	Thouroude, Chantal	13	Marlin Coast	1:21.79	___

**Heat 2 of 4 Finals**

1	Young, Layla	11	Marlin Coast	1:34.89	___
2	Macrae, Mia	11	Marlin Coast	1:30.84	___
3	Page, Sienna	12	Stingrays	1:26.39	___
4	Bennett, Zahra	13	Central Cairns	1:22.11	___
5	Dalmeyer, Eloise	13	Stingrays	1:26.25	___
6	Stockman, Ella	13	Atherton	1:28.76	___
7	Greenwood, Isabelle	11	Stingrays	1:33.86	___
8	Crumpton, Millie	13	Central Cairns	1:36.04	___

**Heat 3 of 4 Finals**

1	Peraza, Gwyneth	11	Marlin Coast	1:44.72	___
2	Coleman, Elizabeth	11	Tas Swimming	1:41.41	___
3	De la Fonteyne, Claire	10	Stingrays	1:40.74	___
4	Mckechnie, Hurleigh	12	Stingrays	1:36.14	___
5	Tooley, Zoe	12	Tas Swimming	1:36.30	___
6	Habgood, Tully	12	Marlin Coast	1:41.16	___
7	Buttimore, Bonnie	11	Marlin Coast	1:43.62	___
8	Tan, Evelyn Grace	11	Tobruk	1:45.18	___

**Heat 4 of 4 Finals**

1	Donovan, Charlee	9	Marlin Coast	NT	___
2	Yet Foy, Hannah	9	Tas Swimming	2:13.20	___
3	Yates, Savannah	11	Stingrays	1:55.08	___
4	Donovan, Maycee	12	Marlin Coast	1:47.91	___
5	Smallbane, Hannah	11	Marlin Coast	1:53.17	___
6	Peraza, Audrey	9	Marlin Coast	2:07.51	___
7	Buttimore, Rose	9	Marlin Coast	2:17.24	___
8					___

**Event 27 Boys 11 & Over 200 SC Meter Breaststroke**

Lane	Name	Age	Team	Seed Time	
<b>Heat 1 of 2 Finals</b>					
1					___
2	Thouroude, Nicolas	15	Marlin Coast	2:41.98	___
3	Kito, Sydney	16	Stingrays	2:34.72	___
4	An, Albert Damin	17	Tas Swimming	2:18.31	___
5	Sorensen, Henrik	17	Stingrays	2:30.99	___
6	Elliott, Ryan	16	Stingrays	2:39.07	___
7	Kito, Sunny	12	Stingrays	2:50.67	___
8					___

## 2024 Stingrays SC Transition Meet - 22/06/2024

## Meet Program

**Heat 2 Finals (#27 Boys 11 & Over 200 SC Meter Breaststroke)**

1					
2					
3	Smith, Israel	11	Tas Swimming	NT	
4	Andronicus, Nathan	17	Central Cairns	3:30.05	
5	Yu, Li	11	Tas Swimming	4:09.08	
6					
7					
8					

**Event 28 Girls 11 & Over 200 SC Meter Breaststroke**

Lane	Name	Age	Team	Seed Time
------	------	-----	------	-----------

**Heat 1 of 2 Finals**

1					
2	Stockman, Ella	13	Atherton	3:36.03	
3	Simms, Alice	12	Marlin Coast	3:24.22	
4	McShane, Cadence	16	Saints	2:56.47	
5	Cracknell, Lucy	12	Stingrays	3:15.59	
6	Hewitt, Ashley	12	Marlin Coast	3:35.17	
7	McLeod, Kensey	12	Saints	3:39.00	
8					

**Heat 2 of 2 Finals**

1					
2					
3	Piccolo, Rianna	11	Stingrays	NT	
4	Miotto, Isabel	12	Stingrays	3:43.90	
5	Brunott, Hannah	11	Central Cairns	NT	
6					
7					
8					

**Event 29 Boys 9 & Over 100 SC Meter Butterfly**

Lane	Name	Age	Team	Seed Time
------	------	-----	------	-----------

**Heat 1 of 2 Finals**

1	Armstrong, Thomas	12	Tobruk	1:55.72	
2	De Carlo, Raiden	13	Marlin Coast	1:24.31	
3	Thouroude, Sebastien	17	Marlin Coast	1:09.03	
4	Layton, William	20	Uni Queensland	56.31	
5	Foote, Nathan	21	Stingrays	1:01.64	
6	Finlay, Fraser	14	Marlin Coast	1:11.99	
7	Mittempergher, Noah	14	Marlin Coast	1:43.29	
8	Yu, Li	11	Tas Swimming	2:02.67	

**Heat 2 of 2 Finals**

1					
2					
3	De Silva, Ben	9	Stingrays	NT	
4	Smallbane, Hamish	13	Marlin Coast	NT	
5	Chohan, Taj	9	Malanda	NT	
6	McKenzie, Hayden	9	Stingrays	NT	
7					
8					

**Event 30 Girls 9 & Over 100 SC Meter Butterfly**

Lane	Name	Age	Team	Seed Time
------	------	-----	------	-----------

**Heat 1 of 4 Finals**

1	Millar, Abbie	13	Malanda	1:19.59	
2	Turnbull, Chelsea	12	Tas Swimming	1:18.41	
3	Brown, Emily	16	Stingrays	1:13.13	
4	Snelling, Leah	17	Stingrays	1:05.81	
5	Lulham, Arabella	14	Marlin Coast	1:08.85	
6	Scholes, Amelie	14	Stingrays	1:16.88	
7	Hewitt, Brooklyn	13	Marlin Coast	1:18.78	
8	Libke, Elise	11	Stingrays	1:21.07	

**Heat 2 of 4 Finals**

1	Finlay, Florence	13	Marlin Coast	1:36.85	
2	O'Neile, Chloe	13	Marlin Coast	1:32.71	
3	Whitby, Rylee	16	Tas Swimming	1:25.20	
4	De la Fonteyne, Zara	12	Stingrays	1:21.66	
5	Cracknell, Lucy	12	Stingrays	1:23.07	
6	Crumpton, Millie	13	Central Cairns	1:26.42	
7	Page, Sienna	12	Stingrays	1:35.10	
8	Chapman, Freya	12	Marlin Coast	1:41.94	

**Heat 3 of 4 Finals**

1	Stockman, Ruby	11	Atherton	2:16.52	
2	Donovan, Maycee	12	Marlin Coast	1:58.60	
3	Coleman, Elizabeth	11	Tas Swimming	1:50.99	
4	Mckechnie, Hurleigh	12	Stingrays	1:43.20	
5	De la Fonteyne, Claire	10	Stingrays	1:44.55	
6	Young, Layla	11	Marlin Coast	1:51.68	
7	Peraza, Gwyneth	11	Marlin Coast	2:01.05	
8	Buttimore, Rose	9	Marlin Coast	2:20.78	

**Heat 4 of 4 Finals**

1					
2					
3	Buttimore, Bonnie	11	Marlin Coast	NT	
4	Wilce, Shelby	11	Atherton	2:23.75	
5	Peraza, Audrey	9	Marlin Coast	2:25.46	
6					
7					
8					

**Event 31 Boys 11 & Over 200 SC Meter Freestyle**

Lane	Name	Age	Team	Seed Time
------	------	-----	------	-----------

**Heat 1 of 1 Finals**

1	Pickard, Jaxon	11	Stingrays	2:50.46	
2	Bartley, Michael	16	Marlin Coast	2:34.61	
3	Kito, Sunny	12	Stingrays	2:17.66	
4	An, Albert Damin	17	Tas Swimming	1:58.13	
5	Kito, Sydney	16	Stingrays	2:01.48	
6	Loveridge, Oscar	12	Marlin Coast	2:29.33	
7	Scholes, Thomas	11	Stingrays	2:46.42	
8	Yu, Li	11	Tas Swimming	3:13.68	

## 2024 Stingrays SC Transition Meet - 22/06/2024

## Meet Program

## Event 32 Girls 11 &amp; Over 200 SC Meter Freestyle

Lane	Name	Age	Team	Seed Time
------	------	-----	------	-----------

## Heat 1 of 3 Finals

1	Welsh, Addison	13	Lightning SC	2:33.72
2	Stewart, Madeline	14	Stingrays	2:22.73
3	Thouroude, Chantal	13	Marlin Coast	2:20.02
4	Vickers, Emily	14	Marlin Coast	2:16.98
5	Brown, Emily	16	Stingrays	2:19.81
6	Travers-Mason, Kai	15	Stingrays	2:21.31
7	Young, Lily	14	Marlin Coast	2:27.06
8	Hewitt, Ashley	12	Marlin Coast	2:38.26

## Heat 2 of 3 Finals

1	Smallbane, Hannah	11	Marlin Coast	3:10.56
2	Dunn, Camryn	13	Tas Swimming	2:57.24
3	Welsh, Cleo	13	Lightning SC	2:51.61
4	Williams, Kiara	13	Central Cairns	2:42.62
5	Njaramba, Lisa	13	Tas Swimming	2:48.17
6	Wood, Alexis	12	Tas Swimming	2:53.30
7	Turnbull, Chelsea	12	Tas Swimming	3:00.49
8	Greenwood, Isabelle	11	Stingrays	3:14.39

## Heat 3 of 3 Finals

1				
2	Brunott, Hannah	11	Central Cairns	NT
3	Peraza, Gwyneth	11	Marlin Coast	NT
4	Tooley, Zoe	12	Tas Swimming	3:18.58
5	Albrecht, Izabella	11	Tobruk	3:21.45
6	Coleman, Elizabeth	11	Tas Swimming	NT
7				
8				

## Event 33 Boys 9 &amp; Over 100 SC Meter Breaststroke

Lane	Name	Age	Team	Seed Time
------	------	-----	------	-----------

## Heat 1 of 3 Finals

1	McKenzie, Logan	11	Stingrays	1:37.95
2	Andronicus, Nathan	17	Central Cairns	1:23.93
3	Foote, Nathan	21	Stingrays	1:11.95
4	Sorensen, Henrik	17	Stingrays	1:09.51
5	Elliott, Ryan	16	Stingrays	1:10.12
6	McShane, Warne	12	Saints	1:21.04
7	Smallbane, Hamish	13	Marlin Coast	1:28.75
8	Thouroude, Sebastien	17	Marlin Coast	1:40.05

## Heat 2 of 3 Finals

1	Smith, Israel	11	Tas Swimming	1:54.83
2	Yu, Li	11	Tas Swimming	1:51.67
3	Habgood, Brock	9	Marlin Coast	1:47.19
4	Murphy, Ty	11	Marlin Coast	1:40.36
5	Mittempergher, Noah	14	Marlin Coast	1:40.64
6	Drummond-smith, Heath	11	Stingrays	1:51.63
7	Hensen, Yannick	14	Mareeba	1:54.00
8	Cracknell, Thomas	9	Stingrays	1:57.37

## Heat 3 of 3 Finals

1				
2	Stockman, Reginald	9	Atherton	2:42.04
3	Stewart, Daniel	9	Stingrays	2:11.82
4	McKenzie, Hayden	9	Stingrays	2:00.07
5	Chapman, Samuel	10	Marlin Coast	2:06.31
6	Blyde, Andrew	10	Marlin Coast	2:31.69
7				
8				

## Event 34 Girls 9 &amp; Over 100 SC Meter Breaststroke

Lane	Name	Age	Team	Seed Time
------	------	-----	------	-----------

## Heat 1 of 6 Finals

1	Scholes, Amelie	14	Stingrays	1:30.29
2	Page, Sienna	12	Stingrays	1:26.08
3	Beck, Natalie	16	Stingrays	1:24.85
4	Kito, Skye	16	Stingrays	1:20.30
5	McShane, Cadence	16	Saints	1:23.09
6	Simms, Alice	12	Marlin Coast	1:26.07
7	Libke, Elise	11	Stingrays	1:30.19
8	Greenwood, Ellie	15	Saints	1:30.32

## Heat 2 of 6 Finals

1	Miotto, Isabel	12	Stingrays	1:43.07
2	Turnbull, Chelsea	12	Tas Swimming	1:40.10
3	Williams, Kiara	13	Central Cairns	1:39.55
4	Bryan, Kennedy	11	Tobruk	1:31.92
5	Hogan, Casey	13	Central Cairns	1:34.35
6	Greenwood, Eva	12	Stingrays	1:39.67
7	Bennett, Zahra	13	Central Cairns	1:42.36
8	McLeod, Kensey	12	Saints	1:44.02

## Heat 3 of 6 Finals

1	Norman, Makayla	14	Innisfail	1:54.62
2	Habgood, Tully	12	Marlin Coast	1:53.19
3	Dunn, Camryn	13	Tas Swimming	1:50.23
4	McKechnie, Hurleigh	12	Stingrays	1:45.35
5	Piccolo, Rianna	11	Stingrays	1:49.08
6	Brunott, Hannah	11	Central Cairns	1:51.13
7	Yates, Savannah	11	Stingrays	1:53.53
8	Smallbane, Hannah	11	Marlin Coast	1:54.90

## Heat 4 of 6 Finals

1	Hensen, Zabella	12	Atherton	2:09.32
2	Piccolo, Jorja	9	Stingrays	2:05.33
3	Warren, Isabelle	9	Stingrays	2:02.38
4	Young, Layla	11	Marlin Coast	1:58.05
5	Barallon, Poppy	10	Tobruk	1:59.07
6	Marr, Ella	12	Tobruk	2:04.75
7	Williams, Chloe	12	Central Cairns	2:07.20
8	Stockman, Ruby	11	Atherton	2:09.40

## Heat 5 of 6 Finals

1	Peraza, Audrey	9	Marlin Coast	2:39.46
2	Donovan, Charlee	9	Marlin Coast	2:26.52
3	Standing, Molly	9	Stingrays	2:17.98
4	Buttimore, Rose	9	Marlin Coast	2:09.79
5	McShane, Mahli	9	Saints	2:16.49
6	Donovan, Maycee	12	Marlin Coast	2:20.31
7	Wilce, Shelby	11	Atherton	2:28.97
8				

## 2024 Stingrays SC Transition Meet - 22/06/2024

## Meet Program

**Heat 6 Finals (#34 Girls 9 & Over 100 SC Meter Breaststroke)**

1					___
2					___
3	Saitta, Lily	10	Marlin Coast	NT	___
4	Ando, Lin	11	Edge Hill	NT	___
5	Buttimore, Bonnie	11	Marlin Coast	NT	___
6					___
7					___
8					___

**Event 35 Boys 11 & Over 200 SC Meter Backstroke**

Lane	Name	Age	Team	Seed Time	
------	------	-----	------	-----------	--

**Heat 1 of 1 Finals**

1					___
2					___
3	Yu, Li	11	Tas Swimming	NT	___
4	An, Albert Damin	17	Tas Swimming	2:21.90	___
5	Mittempergher, Noah	14	Marlin Coast	NT	___
6					___
7					___
8					___

**Event 36 Girls 11 & Over 200 SC Meter Backstroke**

Lane	Name	Age	Team	Seed Time	
------	------	-----	------	-----------	--

**Heat 1 of 1 Finals**

1					___
2	Turnbull, Chelsea	12	Tas Swimming	NT	___
3	Hewitt, Brooklyn	13	Marlin Coast	2:44.51	___
4	Travers-Mason, Kai	15	Stingrays	2:32.61	___
5	Cracknell, Lucy	12	Stingrays	2:44.40	___
6	Chapman, Freya	12	Marlin Coast	3:17.98	___
7					___
8					___

**Event 37 Boys 11 & Over 100 SC Meter IM**

Lane	Name	Age	Team	Seed Time	
------	------	-----	------	-----------	--

**Heat 1 of 3 Finals**

1	Thouroude, Sebastien	17	Marlin Coast	1:15.98	___
2	Thouroude, Nicolas	15	Marlin Coast	1:09.71	___
3	Sorensen, Henrik	17	Stingrays	1:04.60	___
4	An, Albert Damin	17	Tas Swimming	57.55	___
5	Foote, Nathan	21	Stingrays	1:04.25	___
6	Elliott, Ryan	16	Stingrays	1:07.83	___
7	De Carlo, Raiden	13	Marlin Coast	1:11.42	___
8	McShane, Warne	12	Saints	1:16.05	___

**Heat 2 of 3 Finals**

1	Smallbane, Hamish	13	Marlin Coast	NT	___
2	McKenzie, Logan	11	Stingrays	1:43.06	___
3	Wilson, Ulrich	13	Atherton	1:25.59	___
4	Andronicus, Nathan	17	Central Cairns	1:19.92	___
5	Mittempergher, Noah	14	Marlin Coast	1:23.93	___
6	Scholes, Thomas	11	Stingrays	1:39.04	___
7	Bartley, Michael	16	Marlin Coast	NT	___
8	Armstrong, Thomas	12	Tobruk	NT	___

**Heat 3 of 3 Finals**

1					___
2					___
3	Ottone, Aiden	11	Saints	NT	___
4	Smith, Israel	11	Tas Swimming	NT	___
5	Yu, Li	11	Tas Swimming	NT	___
6					___
7					___
8					___

**Event 38 Girls 11 & Over 100 SC Meter IM**

Lane	Name	Age	Team	Seed Time	
------	------	-----	------	-----------	--

**Heat 1 of 4 Finals**

1	Thouroude, Chantal	13	Marlin Coast	1:23.41	___
2	Whitby, Rylee	16	Tas Swimming	1:17.47	___
3	Vickers, Emily	14	Marlin Coast	1:13.06	___
4	Snelling, Leah	17	Stingrays	1:06.59	___
5	Brown, Emily	16	Stingrays	1:12.83	___
6	Beck, Natalie	16	Stingrays	1:13.80	___
7	Millar, Abbie	13	Malanda	1:19.84	___
8	Percy, Jamie	14	Tas Swimming	1:24.07	___

**Heat 2 of 4 Finals**

1	Dunn, Camryn	13	Tas Swimming	1:36.27	___
2	Welsh, Cleo	13	Lightning SC	1:32.43	___
3	Sokolowski, Lylla	14	Tobruk	1:29.43	___
4	Stockman, Ella	13	Atherton	1:26.47	___
5	Page, Sienna	12	Stingrays	1:27.62	___
6	Turnbull, Chelsea	12	Tas Swimming	1:30.89	___
7	Hewitt, Ashley	12	Marlin Coast	1:32.84	___
8	Njaramba, Lisa	13	Tas Swimming	1:37.00	___

**Heat 3 of 4 Finals**

1	Coleman, Elizabeth	11	Tas Swimming	1:55.11	___
2	Williams, Chloe	12	Central Cairns	1:53.64	___
3	Greenwood, Isabelle	11	Stingrays	1:45.28	___
4	Miotto, Isabel	12	Stingrays	1:39.71	___
5	Smallbane, Hannah	11	Marlin Coast	1:44.34	___
6	Brunott, Hannah	11	Central Cairns	1:52.05	___
7	Yates, Savannah	11	Stingrays	1:54.00	___
8	Stockman, Ruby	11	Atherton	1:58.71	___

**Heat 4 of 4 Finals**

1	Tan, Evelyn Grace	11	Tobruk	NT	___
2	Wood, Laura	11	Tas Swimming	NT	___
3	Wood, Alexis	12	Tas Swimming	NT	___
4	Wilce, Shelby	11	Atherton	2:04.06	___
5	Tooley, Zoe	12	Tas Swimming	NT	___
6	McLeod, Kensey	12	Saints	NT	___
7	Buttimore, Bonnie	11	Marlin Coast	NT	___
8	Peraza, Gwyneth	11	Marlin Coast	NT	___

## 2024 Stingrays SC Transition Meet - 22/06/2024

## Meet Program

**Event 39 Boys 11 & Over 200 SC Meter Butterfly**

Lane	Name	Age	Team	Seed Time
<b>Heat 1 of 1 Finals</b>				
1				___
2				___
3	Loveridge, Oscar	12	Marlin Coast	3:00.53 ___
4	Thouroude, Sebastien	17	Marlin Coast	2:50.40 ___
5	Kito, Sunny	12	Stingrays	2:50.47 ___
6	Pickard, Jaxon	11	Stingrays	NT ___
7				___
8				___

**Event 40 Girls 11 & Over 200 SC Meter Butterfly**

Lane	Name	Age	Team	Seed Time
<b>Heat 1 of 1 Finals</b>				
1				___
2	Habgood, Tully	12	Marlin Coast	NT ___
3	Stewart, Madeline	14	Stingrays	NT ___
4	De la Fonteyne, Zara	12	Stingrays	3:07.86 ___
5	Scholes, Amelie	14	Stingrays	NT ___
6	Finlay, Florence	13	Marlin Coast	NT ___
7	Cracknell, Lucy	12	Stingrays	NT ___
8				___

**Event 41 Boys 11 & Over 400 SC Meter Freestyle**

Lane	Name	Age	Team	Seed Time
<b>Heat 1 of 1 Finals</b>				
1				___
2				___
3	McKenzie, Logan	11	Stingrays	5:58.61 ___
4	An, Albert Damin	17	Tas Swimming	4:09.72 ___
5	Thouroude, Nicolas	15	Marlin Coast	4:32.72 ___
6	Scholes, Thomas	11	Stingrays	NT ___
7				___
8				___

**Event 42 Girls 11 & Over 400 SC Meter Freestyle**

Lane	Name	Age	Team	Seed Time
<b>Heat 1 of 2 Finals</b>				
1	Williams, Kiara	13	Central Cairns	5:29.50 ___
2	O'Neile, Chloe	13	Marlin Coast	5:08.69 ___
3	Greenwood, Eva	12	Stingrays	5:02.04 ___
4	Lulham, Arabella	14	Marlin Coast	4:44.40 ___
5	Thouroude, Chantal	13	Marlin Coast	4:54.73 ___
6	Young, Lily	14	Marlin Coast	5:08.50 ___
7	Percy, Jamie	14	Tas Swimming	5:18.83 ___
8	Chapman, Freya	12	Marlin Coast	5:33.23 ___
<b>Heat 2 of 2 Finals</b>				
1	Libke, Elise	11	Stingrays	NT ___
2	Peraza, Gwyneth	11	Marlin Coast	NT ___
3	Greenwood, Isabelle	11	Stingrays	6:32.46 ___
4	Njaramba, Lisa	13	Tas Swimming	5:56.57 ___
5	Buttimore, Bonnie	11	Marlin Coast	6:24.21 ___
6	Welsh, Addison	13	Lightning SC	NT ___
7	Young, Layla	11	Marlin Coast	NT ___
8				___