



2021 Transition Long Course Meet

Sunday 12th September 2021

Woree Sports & Aquatic Centre,
Pool Close, Woree



Gates Open: 8:00am
Start: 9:00am
Gate Entry: \$3.00
Non-Competitors

Cairns
Stingrays
Swimming Club

Referees


Kathy Hare, Louise Nicholson, Alice Foote, Jason Salecich





Cairns
Stingrays
Swimming Club

Welcome to our Major Sponsor;



*Baked on
Red Hill*

ARTISAN BAKERY



Major sponsor of



Cairns
Stingrays
Swimming Club

*“Putting our dough into raising
the next batch of Champions”*





Cairns
Stingrays
Swimming Club

Welcome to our Swim Meet for the 2021–22 Season.

We hope that you all have a fun filled day and achieve your goals. Thank you to all of you for coming and giving your assistance and making this meet possible for the swimmers.

Swimming carnivals would not be possible without the co-operation of all volunteers who give their time to officiate.

Thanks to the Referees for giving their time generously.

Stingrays Committee





Cairns Stingrays Swimming Club wishes to thank our sponsors for this meet:



**Design
Kitchens**





Cairns
Stingrays
 Swimming Club

Warm-Up; Under Coaches supervision

Lanes 2 to 7 are reserved throughout the whole of the warm up period as circle swimming lanes.
 Lane 1 and 8 (north end) are reserved throughout the whole of the warm up period for dive sprints and walk backs. Swimmers must clear the lane immediately, and must use caution when doing a Backstroke start.

Participating Clubs

Club name	Code	Female	Male	Athletes	Entries
Atherton SC Inc.	ATHER	0	1	1	4
Cairns Stingrays SC Inc.	SRAYS	23	16	39	159
Central Cairns Swimming Inc.	CENCA	13	5	18	84
Edge Hill SC Inc.	EDGE	7	3	10	39
Malanda Aquatic Dragons	MALAN	2	0	2	9
Mareeba SC Inc.	MAREE	6	5	11	60
Marlin Coast SC Inc.	MARLI	9	12	21	131
Saints SC Inc.	SAINT	15	10	25	102
TAS Swimming Inc.	TASSC	9	9	18	77
Tobruk Swim Club Inc.	TOBSC	7	3	10	41
Tully SC Inc.	TULLY	4	2	6	32
TOTAL	11	95	66	161	738

Photography Policy

Cairns Stingrays welcomes the proper use of cameras at the venue. In nominating for this meet, swimmers agree that they may be photographed and that images may be used in publications, including but not restricted to, FNQ and Swimming Club websites or social media sites. Under no circumstances must photos / videos be taken in the change rooms.





Ronald
 McDonald
 Family
 Retreat®



**SUPPORTING
 OUR LOCAL
 COMMUNITY**





Cairns
Stingrays
Swimming Club

Timekeeping Allocations

Refer to the tables below for Club lane allocations. Thank you to all clubs for giving your time generously; if any problems arise, please don't hesitate to bring this to our attention.

Lane Allocation

Lane 1	Lane 2	Lane 3	Lane 4	Lane 5	Lane 6	Lane 7	Lane 8
TOBRUK	SRAYS	MARLIN	SAINTS	CENTRALS	TAS	MAREEBA	EDGE
MALANDA / ATHERTON / TULLY	SRAYS	MARLIN	SAINTS	CENTRALS	TAS	MAREEBA	EDGE
SAINTS	SRAYS	MARLIN	SAINTS	CENTRALS	TAS	MARLIN	SAINTS



Meet Mobile


**Swimmers, fans,
and coaches!**



Keep track of meets from the palm of your hand, no matter where you are.

Follow your favourite swimmers & teams

Flag swimmers and/or teams as 'favourites' and then easily filter down to see both completed results and upcoming schedule.

Used by more than a million Swimmers, Fans & Coaches





Cairns
Stingrays
Swimming Club

Ticket ordering links

Scan this QR Code for ticket purchasing options



This will take you to the online booking area to obtain your ticket/s. Please book these prior to your arrival at the pool - bring your printed out tickets which will be used for checking in.

There are options for checking in swimmers, parents and coaches / Officials on the booking form.

Alternatively you can use the following link / URL to go to the booking area on a computer:

<https://www.trybooking.com/BUBKG>





2021 Long Course Transition Meet

Sunday 12th September 2021

Woree Sports & Aquatic Centre,
Pool Close, Woree

Sunday

8:00am for a 9:00am START

M	F	Distance	Age	Stroke
1	2	400	11&O	Freestyle
3*	4*	25	8&U	Backstroke
5	6	50	8&O	Backstroke
7*	8*	25	8&U	Breaststroke
9	10	200	11&O	Breaststroke
11*	12*	25	8&U	Freestyle
13	14	100	8&O	Freestyle
15*	16*	25	8&U	Butterfly
17	18	200	11&O	Butterfly



30 min. break

19	20	200	11&O	IM
21	22	50	8&O	Freestyle
23	24	100	8&O	Breaststroke
25	26	200	11&O	Backstroke
27	28	50	8&O	Butterfly
29	30	200	11&O	Freestyle
31	32	50	8&O	Breaststroke
33	34	100	8&O	Backstroke
35	36	100	8&O	Butterfly

Gate Entry: \$3.00 Non Competitors

Please refer to the second page for Conditions of Entry:





Cairns
Stingrays
Swimming Club

Please Read the Conditions of Entry

1. Age will be as at: 12 Sept 2021
2. All competitors must be a registered member of an affiliated SAL club or a visiting member of a FINA registered nation. SWD swimmers must present their classification card to the referee of the day.
3. Rules will be the FINA rules and the By-Laws of Swimming Australia (SAL) and Swimming Queensland (SQ), competition will be under the direction of the Race Referee at all times. Any protests are to be in writing accompanied by a \$100 fee and lodged with the Race Referee within 30 minutes of the completion of the event.
4. Meet will be conducted under the Swimming Pool and Aquatic Centre Industry COVID Safe Plan.
5. * 8yrs & Under can enter **EITHER** 25m Rule Tolerances Swims or 8yrs & Over swims **NOT BOTH**. No medals awarded – participation ribbons only for 25m swimmers.
6. 50m, 100m & 200IM events will be multi aged for results.
7. Nominations Close on Monday 6th Sept 2020.
Nominations for all individual events will be via swim central.

Programme is available to download from the Cairns Stingrays and FNQ Web Sites.

NOMINATIONS: (excluding online surcharge)

8 Yrs & U 25 m events: \$2.00 per event



All other individual events: \$4.50 per event

Photography Policy

In nominating for this meet, swimmers agree that they may be photographed and that images may be used in publications, including but not restricted to, FNQ and Swimming Club websites or social media sites.



**SUPPORTING
OUR LOCAL
COMMUNITY**



Cairns
Stingrays
Swimming Club


Coronavirus
(COVID-19)

SIMPLE STEPS TO HELP STOP THE SPREAD.

Cough or sneeze into your arm



Use a tissue



Bin the tissue



Wash your hands



HELP STOP THE SPREAD
AND STAY HEALTHY

TOGETHER WE CAN HELP STOP THE SPREAD AND STAY HEALTHY.

For more information about **Coronavirus (COVID-19)** visit [health.gov.au](https://www.health.gov.au)



Australian Government



Menu

Bacon & Egg Wraps	\$5
Pasta Bolognaise	\$5
Vege & Lentil Soup	\$5
Caesar Salad	\$5
<i>with Chicken</i>	\$8
Chicken Kebabs (<i>Honey Soy</i>)	\$3
Sushi: <i>Chicken Tuna Veg</i>	\$4
Toasties: <i>Ham & Cheese</i>	\$4
<i>Cheese</i>	\$2
Fruit Salad	\$4
<i>with Greek Yoghurt</i>	\$4.50

*Coffee, drinks, ice-creams, lollies and chips
are available from the kiosk*



2021 Cairns Stingrays LC Transition Meet - 12/09/2021

Meet Program

Event 1 Boys 11 & Over 400 LC Meter Freestyle

Lane	Name	Age	Team	Seed Time
------	------	-----	------	-----------

Heat 1 of 2 Finals

2	Robertson, Callum	13	Saints	5:29.20
3	Tenni, Joel	17	Tas Swimming	4:28.12
4	Martinez, Ike	14	Tas Swimming	4:04.51
5	Williams, Lenny	16	Marlin Coast	4:24.52
6	Greatorex, Thomas	14	Tas Swimming	4:55.84
7	Galea, Jonathan	12	Saints	6:29.31

Heat 2 of 2 Finals

3	Dutton, Austin	12	Marlin Coast	NT
4	Rowbotham, Matthew	11	Saints	NT
5	Lockyer, Logan	11	Saints	NT

Event 2 Girls 11 & Over 400 LC Meter Freestyle

Lane	Name	Age	Team	Seed Time
------	------	-----	------	-----------

Heat 1 of 2 Finals

1	Galea, Annabel	14	Saints	5:11.74
2	Maszak, Naomi	17	Tas Swimming	5:07.54
3	Tottman, Summer	13	Marlin Coast	4:55.10
4	Salecich, Emilee	16	Stingrays	4:31.50
5	Kuwabara, Ema	16	Tas Swimming	4:54.07
6	Robinson, Rebecca	15	Tas Swimming	5:01.44
7	Wilkinson, Briarna	13	Saints	5:07.75
8	Elliott, Cara	14	Tas Swimming	5:12.00

Heat 2 of 2 Finals

2	Camarlinghi, Siahn	13	Saints	NT
3	Travers-Mason, Kai	13	Stingrays	5:46.20
4	Keith, Cara	16	Marlin Coast	5:16.40
5	Eveans, Lilly	15	Saints	5:18.96
6	Lockyer, Summer	14	Saints	6:09.57

Event 3 Boys 8 & Under 25 LC Meter Backstroke

Lane	Name	Age	Team	Seed Time
------	------	-----	------	-----------

Heat 1 of 1 Finals

4	Bowes, Jake	8	Saints	29.91
5	Cygler, Quade	7	Central Cairns	NT

Event 4 Girls 8 & Under 25 LC Meter Backstroke

Lane	Name	Age	Team	Seed Time
------	------	-----	------	-----------

Heat 1 of 1 Finals

2	Cerutti, Jessica	7	Saints	NT
3	Ball, Zoe	7	Tully	36.21
4	Allcorn, Frankie	7	Central Cairns	34.52
5	Oliver, Ella	8	Stingrays	35.40
6	Yatsuyanagi, Sakura	8	Edge Hill	NT
7	Bowes, Lottie	5	Saints	NT

Event 5 Boys 8 & Over 50 LC Meter Backstroke

Lane	Name	Age	Team	Seed Time
------	------	-----	------	-----------

Heat 1 of 5 Finals

1	Neilan, Kyle	16	Marlin Coast	35.18
2	Stemp, Aidan	14	Saints	33.59
3	Foote, Nathan	19	Stingrays	31.31
4	Hendy, Jack	20	Stingrays	25.96
5	Woodward, Ryan	17	Stingrays	28.09
6	Foote, Adam	21	Stingrays	33.02
7	Clark, Mark	16	Stingrays	34.32
8	Thouroude, Sebastien	14	Marlin Coast	37.85

Heat 2 of 5 Finals

1	Turnbull, Noah	10	Tas Swimming	43.34
2	Mocci, Alessandro	12	Marlin Coast	41.45
3	Butcher, Matthew	12	Tully	41.01
4	Mocci, Ludovico	14	Marlin Coast	39.07
5	Mundie, Joel	16	Central Cairns	40.60
6	Dutton, Austin	12	Marlin Coast	41.05
7	Thouroude, Nicolas	12	Marlin Coast	41.80
8	Loveridge, Oscar	10	Marlin Coast	43.64

Heat 3 of 5 Finals

1	Klemke, Jay	12	Edge Hill	47.81
2	Molford, Mark	11	Stingrays	46.67
3	Wilson, Ulrich	10	Mareeba	45.00
4	Brammer, Henry	13	Mareeba	44.60
5	Craig, Koby	10	Central Cairns	44.69
6	Ganzevles, Biem	11	Stingrays	45.58
7	Beck, Hayden	10	Stingrays	47.18
8	Cheng, Joshua	10	Saints	51.41

Heat 4 of 5 Finals

1	Waller, Frankie	8	Central Cairns	1:00.35
2	Camarlinghi, Liam	9	Saints	58.52
3	Ball, Jake	9	Tully	54.51
4	Sweeper, Harley	10	Mareeba	51.41
5	Hensen, Yannick	11	Mareeba	53.17
6	Loveridge, Archie	8	Marlin Coast	55.15
7	Milne, Luis	10	Stingrays	59.22
8	Molford, Justin	9	Stingrays	1:06.56

Heat 5 of 5 Finals

3	Coyne-House, Harrison	10	Tobruk	NT
4	Dwyer, Sebastian	12	Tobruk	NT
5	Houlihan, Finn	10	Stingrays	NT
6	Yatsuyanagi, Haru	10	Edge Hill	NT

Event 6 Girls 8 & Over 50 LC Meter Backstroke

Lane	Name	Age	Team	Seed Time
------	------	-----	------	-----------

Heat 1 of 8 Finals

1	Craig, Kyah	13	Central Cairns	36.61
2	Carey, Paige	13	Mareeba	35.31
3	Waters, Amber	21	Stingrays	33.57
4	Turnbull, Kiana	18	Stingrays	32.23
5	Morris, Lauren	15	Tas Swimming	32.40
6	Millar, Kelsie	14	Malanda	35.26
7	Leighton, Talisha	15	Central Cairns	35.94
8	Harris, Riley	14	Central Cairns	36.72

Heat 2 of 8 Finals

1	Molina, Jay	13	Marlin Coast	39.33
2	Higginson, Isabella	13	Stingrays	38.03
3	Greatorex, Alexandra	17	Saints	37.94
4	Chen, Joanna	13	Tas Swimming	36.90
5	Greatorex, Sophie	12	Saints	37.18
6	Harris, Mia	17	Marlin Coast	37.96
7	Pullar, Emma	14	Stingrays	39.02
8	Beck, Natalie	14	Stingrays	39.78

2021 Cairns Stingrays LC Transition Meet - 12/09/2021

Meet Program

Heat 3 Finals (#6 Girls 8 & Over 50 LC Meter Backstroke)

1	Apap, Maddison	12	Tully	41.99	___
2	Jones, Kyah	10	Edge Hill	41.64	___
3	Hamdorf, Addison	14	Tobruk	41.30	___
4	Vickers, Emily	12	Marlin Coast	40.57	___
5	Soda, Charlotte	16	Mareeba	40.97	___
6	Cummings, Georgia	12	Mareeba	41.32	___
7	Ganzevles, Jitte	13	Stingrays	41.95	___
8	Whitby, Rylee	13	Stingrays	42.05	___

Heat 4 of 8 Finals

1	Hunter, Tanasyn	12	Mareeba	45.32	___
2	Hallett, Zara	13	Stingrays	44.19	___
3	Pearce, Grace	14	Saints	42.70	___
4	Pedler, Naomi	13	Stingrays	42.31	___
5	Young, Lily	12	Marlin Coast	42.37	___
6	Nock, Miya	13	Marlin Coast	43.75	___
7	Millar, Abbie	10	Malanda	45.24	___
8	Thouroude, Chantal	10	Marlin Coast	45.93	___

Heat 5 of 8 Finals

1	Klemke, Emma	9	Edge Hill	49.21	___
2	Eposito, Grace	11	Saints	47.10	___
3	Allcorn, Piper	9	Central Cairns	46.57	___
4	Stevenson, Roisin	12	Central Cairns	46.26	___
5	Wilson, Zeske	15	Mareeba	46.33	___
6	Stewart, Madeline	11	Stingrays	46.77	___
7	Lulham, Arabella	11	Marlin Coast	47.10	___
8	Lewis, Elsie	10	Edge Hill	49.36	___

Heat 6 of 8 Finals

1	Libke, Elise	8	Tobruk	55.31	___
2	Cracknell, Lucy	9	Stingrays	53.01	___
3	Cygler, Halle	9	Central Cairns	51.80	___
4	Greenwood, Eva	9	Stingrays	50.92	___
5	Hogan, Casey	10	Central Cairns	51.57	___
6	McMinimee, Cathie	11	Central Cairns	52.02	___
7	Marek, Abbey	10	Central Cairns	54.22	___
8	Butcher, Tess	13	Tully	57.04	___

Heat 7 of 8 Finals

1	Albrecht, Izabella	8	Tobruk	1:05.35	___
2	Musumeci, Ella	8	Tobruk	1:02.90	___
3	Greenwood, Isabelle	8	Stingrays	1:00.64	___
4	Lewis, Ivy	8	Edge Hill	59.10	___
5	Drown, Piper	9	Tobruk	1:00.41	___
6	Strydom, Kathryn	10	Mareeba	1:02.49	___
7	Hansor, Emily	9	Tobruk	1:04.86	___
8	Papworth, Skyla	8	Central Cairns	1:06.78	___

Heat 8 of 8 Finals

1	Sasaki, Sora	8	Edge Hill	NT	___
2	Dalmeyer, Eloise	10	Stingrays	NT	___
3	Waller, Claudia	12	Central Cairns	NT	___
4	Hamdorf, Lenni	9	Tobruk	1:20.09	___
5	McCallum, Sophie	13	Tully	NT	___
6	Mann, Hayley	11	Saints	NT	___
7	Hislop, Poppi	8	Edge Hill	NT	___

Event 7 Boys 8 & Under 25 LC Meter Breaststroke

Lane	Name	Age	Team	Seed Time	
Heat 1 of 1 Finals					
4	Bowes, Jake	8	Saints	34.07	___
5	Cygler, Quade	7	Central Cairns	NT	___

Event 8 Girls 8 & Under 25 LC Meter Breaststroke

Lane	Name	Age	Team	Seed Time	
Heat 1 of 1 Finals					
1	Bowes, Lottie	5	Saints	NT	___
2	Yatsuyanagi, Sakura	8	Edge Hill	NT	___
3	Ball, Zoe	7	Tully	44.36	___
4	Allcorn, Frankie	7	Central Cairns	35.57	___
5	Oliver, Ella	8	Stingrays	41.05	___
6	Papworth, Skyla	8	Central Cairns	NT	___
7	Cerutti, Jessica	7	Saints	NT	___

Event 9 Boys 11 & Over 200 LC Meter Breaststroke

Lane	Name	Age	Team	Seed Time	
Heat 1 of 1 Finals					
2	Thouroude, Nicolas	12	Marlin Coast	3:32.77	___
3	Milne, Nate	14	Stingrays	2:53.00	___
4	An, Albert Damin	14	Tas Swimming	2:29.58	___
5	Martin, Patrick	16	Stingrays	2:45.80	___
6	Elliott, Ryan	13	Tas Swimming	3:07.23	___
7	Galea, Jonathan	12	Saints	3:41.89	___

Event 10 Girls 11 & Over 200 LC Meter Breaststroke

Lane	Name	Age	Team	Seed Time	
Heat 1 of 1 Finals					
2	Percy, Jamie	11	Stingrays	3:53.98	___
3	Apap, Maddison	12	Tully	3:22.00	___
4	Rothwell, Aisling	15	Stingrays	2:58.10	___
5	Soda, Charlotte	16	Mareeba	3:20.60	___
6	Lockyer, Summer	14	Saints	3:27.44	___
7	Nock, Miya	13	Marlin Coast	NT	___

Event 11 Boys 8 & Under 25 LC Meter Freestyle

Lane	Name	Age	Team	Seed Time	
Heat 1 of 1 Finals					
4	Cygler, Quade	7	Central Cairns	NT	___

Event 12 Girls 8 & Under 25 LC Meter Freestyle

Lane	Name	Age	Team	Seed Time	
Heat 1 of 1 Finals					
2	Cerutti, Jessica	7	Saints	NT	___
3	Ball, Zoe	7	Tully	34.06	___
4	Oliver, Ella	8	Stingrays	30.06	___
5	Allcorn, Frankie	7	Central Cairns	30.11	___
6	Yatsuyanagi, Sakura	8	Edge Hill	NT	___
7	Bowes, Lottie	5	Saints	NT	___

Event 13 Boys 8 & Over 100 LC Meter Freestyle

Lane	Name	Age	Team	Seed Time	
Heat 1 of 6 Finals					
1	Clark, Mark	16	Stingrays	58.99	___
2	Williams, Lenny	16	Marlin Coast	58.59	___
3	Greatorex, Thomas	14	Tas Swimming	56.47	___
4	Hendy, Jack	20	Stingrays	51.20	___
5	Woodward, Ryan	17	Stingrays	53.70	___
6	Tenni, Joel	17	Tas Swimming	57.05	___
7	Lloyd, Connor	18	Stingrays	58.62	___
8	Foote, Nathan	19	Stingrays	59.01	___

2021 Cairns Stingrays LC Transition Meet - 12/09/2021

Meet Program

Heat 2 Finals (#13 Boys 8 & Over 100 LC Meter Freestyle)

1	Mocci, Ludovico	14	Marlin Coast	1:06.34	___
2	Turnbull, Joel	16	Stingrays	1:05.50	___
3	Menzies, Bryce	15	Marlin Coast	1:02.12	___
4	Stemp, Aidan	14	Saints	1:00.57	___
5	Loveridge, Hugo	13	Marlin Coast	1:01.20	___
6	Thouroude, Sebastien	14	Marlin Coast	1:05.22	___
7	Neilan, Kyle	16	Marlin Coast	1:05.68	___
8	Thouroude, Nicolas	12	Marlin Coast	1:08.10	___

Heat 3 of 6 Finals

1	Loveridge, Oscar	10	Marlin Coast	1:15.94	___
2	Butcher, Matthew	12	Tully	1:13.35	___
3	Lockyer, Logan	11	Saints	1:10.86	___
4	Dutton, Austin	12	Marlin Coast	1:09.99	___
5	Mundie, Joel	16	Central Cairns	1:10.09	___
6	Turnbull, Nathan	13	Tas Swimming	1:12.32	___
7	Robertson, Callum	13	Saints	1:15.68	___
8	Brammer, Henry	13	Mareeba	1:19.45	___

Heat 4 of 6 Finals

1	Klemke, Jay	12	Edge Hill	1:30.28	___
2	Snelling, Jesse	10	Tas Swimming	1:27.76	___
3	Wilson, Ulrich	10	Mareeba	1:26.64	___
4	Cheng, Joshua	10	Saints	1:25.16	___
5	Cerutti, Luke	12	Saints	1:26.18	___
6	Molford, Mark	11	Stingrays	1:27.33	___
7	Mocci, Alessandro	12	Marlin Coast	1:27.77	___
8	Robertson, Dylan	10	Saints	1:30.36	___

Heat 5 of 6 Finals

1	Ball, Jake	9	Tully	2:06.27	___
2	Hensen, Yannick	11	Mareeba	1:49.73	___
3	Ganzevles, Biem	11	Stingrays	1:37.67	___
4	Turnbull, Noah	10	Tas Swimming	1:32.44	___
5	Beck, Hayden	10	Stingrays	1:37.66	___
6	Craig, Kobay	10	Central Cairns	1:39.61	___
7	Sweeper, Harley	10	Mareeba	2:01.50	___
8	Dwyer, Sebastian	12	Tobruk	NT	___

Heat 6 of 6 Finals

3	Loveridge, Archie	8	Marlin Coast	NT	___
4	Houlihan, Finn	10	Stingrays	NT	___
5	Molford, Justin	9	Stingrays	NT	___

Event 14 Girls 8 & Over 100 LC Meter Freestyle

Lane	Name	Age	Team	Seed Time
------	------	-----	------	-----------

Heat 1 of 9 Finals

1	Turnbull, Kiana	18	Stingrays	1:02.43	___
2	Ganfield, Rayner	14	Stingrays	1:01.65	___
3	Deane, Jessica	14	Stingrays	1:00.44	___
4	Snelling, Leah	14	Tas Swimming	59.70	___
5	Salecich, Emilee	16	Stingrays	1:00.31	___
6	Taylor, Emily	15	Stingrays	1:01.65	___
7	Robinson, Amber	15	Tas Swimming	1:01.97	___
8	Tottman, Summer	13	Marlin Coast	1:03.05	___

Heat 2 of 9 Finals

1	Chen, Joanna	13	Tas Swimming	1:08.03	___
2	Lockyer, Summer	14	Saints	1:07.15	___
3	Robinson, Rebecca	15	Tas Swimming	1:05.20	___
4	Millar, Kelsie	14	Malanda	1:04.43	___
5	Rothwell, Aisling	15	Stingrays	1:04.58	___
6	Hanson, Jordaan	15	Tas Swimming	1:05.66	___
7	Elliott, Cara	14	Tas Swimming	1:07.77	___
8	Greatorex, Alexandra	17	Saints	1:08.69	___

Heat 3 of 9 Finals

1	Craig, Kyah	13	Central Cairns	1:11.04	___
2	Higginson, Isabella	13	Stingrays	1:10.33	___
3	Wilkinson, Briarna	13	Saints	1:10.08	___
4	Eveans, Lilly	15	Saints	1:08.78	___
5	Pullar, Emma	14	Stingrays	1:08.97	___
6	Harris, Riley	14	Central Cairns	1:10.33	___
7	Keith, Cara	16	Marlin Coast	1:10.45	___
8	McIntyre, Ava	14	Central Cairns	1:11.31	___

Heat 4 of 9 Finals

1	Molina, Jay	13	Marlin Coast	1:15.57	___
2	Harris, Mia	17	Marlin Coast	1:15.33	___
3	Camarlinghi, Siahn	13	Saints	1:15.19	___
4	Greatorex, Sophie	12	Saints	1:12.62	___
5	Carey, Paige	13	Mareeba	1:13.90	___
6	Whitby, Rylee	13	Stingrays	1:15.25	___
7	Travers-Mason, Kai	13	Stingrays	1:15.41	___
8	Vickers, Emily	12	Marlin Coast	1:15.82	___

Heat 5 of 9 Finals

1	Young, Lily	12	Marlin Coast	1:20.92	___
2	Pedler, Naomi	13	Stingrays	1:19.34	___
3	Beck, Natalie	14	Stingrays	1:17.57	___
4	Apap, Maddison	12	Tully	1:17.04	___
5	Sullivan, Claudia	12	Saints	1:17.10	___
6	Millar, Abbie	10	Malanda	1:18.02	___
7	Ganzevles, Jitte	13	Stingrays	1:19.80	___
8	Hallett, Zara	13	Stingrays	1:21.12	___

Heat 6 of 9 Finals

1	Lulham, Arabella	11	Marlin Coast	1:27.87	___
2	Thouroude, Chantal	10	Marlin Coast	1:26.87	___
3	Percy, Jamie	11	Stingrays	1:23.03	___
4	Pearce, Grace	14	Saints	1:21.21	___
5	Jones, Kyah	10	Edge Hill	1:21.73	___
6	Hamdorf, Addison	14	Tobruk	1:25.70	___
7	Stewart, Madeline	11	Stingrays	1:27.25	___
8	Wilkinson, Elisha	11	Saints	1:28.40	___

Heat 7 of 9 Finals

1	Hogan, Casey	10	Central Cairns	1:36.24	___
2	Dalmeyer, Eloise	10	Stingrays	1:33.58	___
3	Lewis, Elsie	10	Edge Hill	1:33.46	___
4	Hunter, Tanasyn	12	Mareeba	1:28.94	___
5	Esposito, Grace	11	Saints	1:29.13	___
6	Cygler, Halle	9	Central Cairns	1:33.54	___
7	Stevenson, Roisin	12	Central Cairns	1:35.63	___
8	Greenwood, Eva	9	Stingrays	1:39.84	___

2021 Cairns Stingrays LC Transition Meet - 12/09/2021

Meet Program

Heat 8 Finals (#14 Girls 8 & Over 100 LC Meter Freestyle)

1	McCallum, Sophie	13	Tully	NT	___
2	Marek, Abbey	10	Central Cairns	1:55.59	___
3	Klemke, Emma	9	Edge Hill	1:44.41	___
4	McMinimee, Cathie	11	Central Cairns	1:40.38	___
5	Butcher, Tess	13	Tully	1:41.42	___
6	Allcorn, Piper	9	Central Cairns	1:48.09	___
7	Albrecht, Izabella	8	Tobruk	2:10.45	___
8	Greenwood, Ellie	12	Saints	NT	___

Heat 9 of 9 Finals

2	Greenwood, Isabelle	8	Stingrays	NT	___
3	Strydom, Kathryn	10	Mareeba	NT	___
4	Waller, Claudia	12	Central Cairns	NT	___
5	Mann, Hayley	11	Saints	NT	___
6	Drown, Piper	9	Tobruk	NT	___
7	Libke, Elise	8	Tobruk	NT	___

Event 15 Boys 8 & Under 25 LC Meter Butterfly

Lane	Name	Age	Team	Seed Time	
------	------	-----	------	-----------	--

Heat 1 of 1 Finals

4	Bowes, Jake	8	Saints	34.10	___
5	Cyglar, Quade	7	Central Cairns	NT	___

Event 16 Girls 8 & Under 25 LC Meter Butterfly

Lane	Name	Age	Team	Seed Time	
------	------	-----	------	-----------	--

Heat 1 of 2 Finals

2	Albrecht, Izabella	8	Tobruk	NT	___
3	Oliver, Ella	8	Stingrays	41.91	___
4	Ball, Zoe	7	Tully	36.70	___
5	Allcorn, Frankie	7	Central Cairns	38.13	___
6	Libke, Elise	8	Tobruk	NT	___
7	Musumeci, Ella	8	Tobruk	NT	___

Heat 2 of 2 Finals

3	Bowes, Lottie	5	Saints	NT	___
4	Yatsuyanagi, Sakura	8	Edge Hill	NT	___
5	Cerutti, Jessica	7	Saints	NT	___

Event 17 Boys 11 & Over 200 LC Meter Butterfly

Lane	Name	Age	Team	Seed Time	
------	------	-----	------	-----------	--

Heat 1 of 1 Finals

2	Oguchi, Takeru	14	Tas Swimming	2:34.04	___
3	Williams, Lenny	16	Marlin Coast	2:23.07	___
4	Martinez, Ike	14	Tas Swimming	2:02.94	___
5	An, Albert Damin	14	Tas Swimming	2:17.59	___
6	Menzies, Bryce	15	Marlin Coast	2:27.27	___
7	Loveridge, Hugo	13	Marlin Coast	2:37.31	___

Event 18 Girls 11 & Over 200 LC Meter Butterfly

Lane	Name	Age	Team	Seed Time	
------	------	-----	------	-----------	--

Heat 1 of 1 Finals

4	Tottman, Summer	13	Marlin Coast	2:29.47	___
5	Kuwabara, Ema	16	Tas Swimming	2:30.10	___

Event 19 Boys 11 & Over 200 LC Meter IM

Lane	Name	Age	Team	Seed Time	
------	------	-----	------	-----------	--

Heat 1 of 2 Finals

1	Elliott, Ryan	13	Tas Swimming	2:47.90	___
2	Menzies, Bryce	15	Marlin Coast	2:30.48	___
3	Williams, Lenny	16	Marlin Coast	2:26.77	___
4	An, Albert Damin	14	Tas Swimming	2:16.24	___
5	Martin, Patrick	16	Stingrays	2:25.80	___
6	Greatorex, Thomas	14	Tas Swimming	2:30.17	___
7	Stemp, Aidan	14	Saints	2:39.80	___
8	Neilan, Kyle	16	Marlin Coast	2:49.46	___

Heat 2 of 2 Finals

2	Hensen, Yannick	11	Mareeba	5:05.14	___
3	Dutton, Austin	12	Marlin Coast	3:01.62	___
4	Mundie, Joel	16	Central Cairns	2:56.73	___
5	Butcher, Matthew	12	Tully	2:58.94	___
6	Thouroude, Nicolas	12	Marlin Coast	3:03.20	___
7	Dwyer, Sebastian	12	Tobruk	NT	___

Event 20 Girls 11 & Over 200 LC Meter IM

Lane	Name	Age	Team	Seed Time	
------	------	-----	------	-----------	--

Heat 1 of 3 Finals

1	Chen, Joanna	13	Tas Swimming	2:53.22	___
2	Robinson, Rebecca	15	Tas Swimming	2:46.41	___
3	Tottman, Summer	13	Marlin Coast	2:41.98	___
4	Robinson, Amber	15	Tas Swimming	2:29.32	___
5	Ganfield, Rayner	14	Stingrays	2:35.64	___
6	Hanson, Jordaen	15	Tas Swimming	2:45.40	___
7	Elliott, Cora	14	Tas Swimming	2:52.47	___
8	Greatorex, Sophie	12	Saints	2:55.00	___

Heat 2 of 3 Finals

1	Nock, Miya	13	Marlin Coast	3:35.10	___
2	Young, Lily	12	Marlin Coast	3:25.37	___
3	Vickers, Emily	12	Marlin Coast	3:09.74	___
4	Keith, Cara	16	Marlin Coast	2:55.30	___
5	McIntyre, Ava	14	Central Cairns	3:04.59	___
6	Molina, Jay	13	Marlin Coast	3:13.74	___
7	Sullivan, Claudia	12	Saints	3:26.40	___

Heat 3 of 3 Finals

3	Waters, Amber	21	Stingrays	NT	___
4	Hunter, Tanasyn	12	Mareeba	3:39.27	___
5	Lulham, Arabella	11	Marlin Coast	3:40.10	___

Event 21 Boys 8 & Over 50 LC Meter Freestyle

Lane	Name	Age	Team	Seed Time	
------	------	-----	------	-----------	--

Heat 1 of 6 Finals

1	Loveridge, Hugo	13	Marlin Coast	28.33	___
2	Hughes, Brady	16	Atherton	26.69	___
3	Lloyd, Connor	18	Stingrays	26.11	___
4	Hendy, Jack	20	Stingrays	23.18	___
5	Woodward, Ryan	17	Stingrays	24.90	___
6	Foote, Nathan	19	Stingrays	26.38	___
7	Tenni, Joel	17	Tas Swimming	27.01	___
8	Menzies, Bryce	15	Marlin Coast	28.47	___

2021 Cairns Stingrays LC Transition Meet - 12/09/2021

Meet Program

Heat 2 Finals (#21 Boys 8 & Over 50 LC Meter Freestyle)

1	Galea, Jonathan	12	Saints	32.68	___
2	Thouroude, Nicolas	12	Marlin Coast	30.00	___
3	Foote, Daniel	16	Stingrays	28.97	___
4	Thouroude, Sebastien	14	Marlin Coast	28.49	___
5	Turnbull, Joel	16	Stingrays	28.96	___
6	Mocci, Ludovico	14	Marlin Coast	29.54	___
7	Brammer, Henry	13	Mareeba	32.22	___
8	Loveridge, Oscar	10	Marlin Coast	34.60	___

Heat 3 of 6 Finals

1	Mocci, Alessandro	12	Marlin Coast	37.55	___
2	Craig, Koby	10	Central Cairns	36.90	___
3	Cerutti, Luke	12	Saints	36.59	___
4	Eade, David	21	Mareeba	35.16	___
5	Wilson, Ulrich	10	Mareeba	36.51	___
6	Cheng, Joshua	10	Saints	36.70	___
7	Harris, Liam	11	Central Cairns	37.10	___
8	Turnbull, Noah	10	Tas Swimming	38.74	___

Heat 4 of 6 Finals

1	Loveridge, Archie	8	Marlin Coast	47.82	___
2	Coyne-House, Harrison	10	Tobruk	47.75	___
3	Robertson, Dylan	10	Saints	42.10	___
4	Beck, Hayden	10	Stingrays	39.67	___
5	Ganzevles, Biem	11	Stingrays	40.38	___
6	Sweeper, Harley	10	Mareeba	43.96	___
7	Hensen, Yannick	11	Mareeba	47.80	___
8	Camarlinghi, Liam	9	Saints	48.90	___

Heat 5 of 6 Finals

2	Bowes, Jake	8	Saints	1:05.63	___
3	Milne, Luis	10	Stingrays	49.96	___
4	Waller, Frankie	8	Central Cairns	49.17	___
5	Munro, Benji	11	Tobruk	49.79	___
6	Molford, Justin	9	Stingrays	55.77	___
7	Houlihan, Finn	10	Stingrays	NT	___

Heat 6 of 6 Finals

3	Yatsuyanagi, Haru	10	Edge Hill	NT	___
4	Mulherin, Jesse	10	Edge Hill	NT	___
5	Dutton, Rameses	10	Marlin Coast	NT	___

Event 22 Girls 8 & Over 50 LC Meter Freestyle

Lane	Name	Age	Team	Seed Time
------	------	-----	------	-----------

Heat 1 of 9 Finals

1	McIntyre, Ava	14	Central Cairns	30.75	___
2	Hanson, Jordaen	15	Tas Swimming	30.47	___
3	Snelling, Leah	14	Tas Swimming	27.91	___
4	Deane, Jessica	14	Stingrays	27.52	___
5	Ganfield, Rayner	14	Stingrays	27.59	___
6	Millar, Kelsie	14	Malanda	29.57	___
7	Pullar, Emma	14	Stingrays	30.50	___
8	Carey, Paige	13	Mareeba	30.98	___

Heat 2 of 9 Finals

1	Chen, Joanna	13	Tas Swimming	31.81	___
2	Higginson, Isabella	13	Stingrays	31.64	___
3	Craig, Kyah	13	Central Cairns	31.48	___
4	Eveans, Lilly	15	Saints	30.98	___
5	Robinson, Rebecca	15	Tas Swimming	31.23	___
6	Harris, Riley	14	Central Cairns	31.56	___
7	Leighton, Talisha	15	Central Cairns	31.74	___
8	Harris, Mia	17	Marlin Coast	32.53	___

Heat 3 of 9 Finals

1	Sullivan, Claudia	12	Saints	34.53	___
2	Young, Lily	12	Marlin Coast	34.33	___
3	Travers-Mason, Kai	13	Stingrays	33.80	___
4	Vickers, Emily	12	Marlin Coast	33.06	___
5	Whitby, Rylee	13	Stingrays	33.55	___
6	Jones, Kyah	10	Edge Hill	34.31	___
7	Beck, Natalie	14	Stingrays	34.51	___
8	Soda, Charlotte	16	Mareeba	34.57	___

Heat 4 of 9 Finals

1	Molina, Jay	13	Marlin Coast	35.70	___
2	Pedler, Naomi	13	Stingrays	35.39	___
3	Millar, Abbie	10	Malanda	34.79	___
4	Ganzevles, Jitte	13	Stingrays	34.63	___
5	Cummings, Georgia	12	Mareeba	34.73	___
6	Hallett, Zara	13	Stingrays	34.85	___
7	Pearce, Grace	14	Saints	35.64	___
8	Wilson, Zeske	15	Mareeba	36.16	___

Heat 5 of 9 Finals

1	Winter, Emma	13	Stingrays	39.02	___
2	Stewart, Madeline	11	Stingrays	38.51	___
3	Stevenson, Roisin	12	Central Cairns	37.10	___
4	Thouroude, Chantal	10	Marlin Coast	36.32	___
5	Hamdorf, Addison	14	Tobruk	36.80	___
6	Nock, Miya	13	Marlin Coast	37.30	___
7	Allcorn, Piper	9	Central Cairns	38.70	___
8	Lulham, Arabella	11	Marlin Coast	39.18	___

Heat 6 of 9 Finals

1	Cygler, Halle	9	Central Cairns	42.09	___
2	Hogan, Casey	10	Central Cairns	41.39	___
3	Butcher, Tess	13	Tully	40.36	___
4	Dalmeyer, Eloise	10	Stingrays	39.46	___
5	Wilkinson, Elisha	11	Saints	40.21	___
6	Hunter, Tanasyn	12	Mareeba	40.78	___
7	Greenwood, Eva	9	Stingrays	41.80	___
8	Esposito, Grace	11	Saints	42.43	___

Heat 7 of 9 Finals

1	Lewis, Ivy	8	Edge Hill	51.04	___
2	Marek, Abbey	10	Central Cairns	49.38	___
3	Libke, Elise	8	Tobruk	47.28	___
4	McMinimee, Cathie	11	Central Cairns	44.14	___
5	Drown, Piper	9	Tobruk	46.48	___
6	Strydom, Kathryn	10	Mareeba	47.50	___
7	Cracknell, Lucy	9	Stingrays	50.19	___
8	Hansor, Emily	9	Tobruk	52.03	___

Heat 8 of 9 Finals

2	Hamdorf, Lenni	9	Tobruk	1:33.37	___
3	Albrecht, Izabella	8	Tobruk	58.05	___
4	Musumeci, Ella	8	Tobruk	53.71	___
5	Greenwood, Isabelle	8	Stingrays	54.56	___
6	Papworth, Skyla	8	Central Cairns	1:02.26	___
7	McCallum, Sophie	13	Tully	NT	___

Heat 9 of 9 Finals

3	Sasaki, Sora	8	Edge Hill	NT	___
4	Waller, Claudia	12	Central Cairns	NT	___
5	Hislop, Poppi	8	Edge Hill	NT	___

2021 Cairns Stingrays LC Transition Meet - 12/09/2021

Meet Program

Event 23 Boys 8 & Over 100 LC Meter Breaststroke

Lane	Name	Age	Team	Seed Time
Heat 1 of 3 Finals				
1	Butcher, Matthew	12	Tully	1:37.39
2	Thouroude, Nicolas	12	Marlin Coast	1:31.14
3	Hughes, Brady	16	Atherton	1:22.50
4	An, Albert Damin	14	Tas Swimming	1:08.62
5	Milne, Nate	14	Stingrays	1:21.02
6	Elliott, Ryan	13	Tas Swimming	1:24.86
7	Turnbull, Nathan	13	Tas Swimming	1:33.71
8	Mocci, Ludovico	14	Marlin Coast	1:39.47
Heat 2 of 3 Finals				
1	Snelling, Jesse	10	Tas Swimming	1:58.67
2	Loveridge, Oscar	10	Marlin Coast	1:52.83
3	Molford, Mark	11	Stingrays	1:47.98
4	Harris, Liam	11	Central Cairns	1:42.23
5	Robertson, Callum	13	Saints	1:42.97
6	Mocci, Alessandro	12	Marlin Coast	1:52.55
7	Turnbull, Noah	10	Tas Swimming	1:55.91
Heat 3 of 3 Finals				
3	Mulherin, Jesse	10	Edge Hill	NT
4	Ball, Jake	9	Tully	2:10.29
5	Hensen, Yannick	11	Mareeba	2:22.79

Event 24 Girls 8 & Over 100 LC Meter Breaststroke

Lane	Name	Age	Team	Seed Time
Heat 1 of 4 Finals				
1	Percy, Jamie	11	Stingrays	1:37.04
2	Soda, Charlotte	16	Mareeba	1:30.80
3	Waters, Amber	21	Stingrays	1:26.95
4	Taylor, Emily	15	Stingrays	1:18.22
5	Robinson, Amber	15	Tas Swimming	1:25.16
6	Morris, Lauren	15	Tas Swimming	1:28.38
7	Apap, Maddison	12	Tully	1:34.97
8	Molina, Jay	13	Marlin Coast	1:41.08
Heat 2 of 4 Finals				
1	Young, Lily	12	Marlin Coast	1:52.36
2	Millar, Abbie	10	Malanda	1:48.41
3	Wilkinson, Elisha	11	Saints	1:47.85
4	Cummings, Georgia	12	Mareeba	1:41.70
5	Sullivan, Claudia	12	Saints	1:44.00
6	Hunter, Tanasyn	12	Mareeba	1:47.92
7	Nock, Miya	13	Marlin Coast	1:51.61
8	Hogan, Casey	10	Central Cairns	1:52.60
Heat 3 of 4 Finals				
1	Cygler, Halle	9	Central Cairns	2:13.96
2	McMinimee, Cathie	11	Central Cairns	2:02.97
3	Klemke, Emma	9	Edge Hill	1:56.30
4	Butcher, Tess	13	Tully	1:54.26
5	Stevenson, Roisin	12	Central Cairns	1:54.93
6	Cracknell, Lucy	9	Stingrays	2:02.59
7	Stewart, Madeline	11	Stingrays	2:06.54
8	Albrecht, Izabella	8	Tobruk	2:35.96
Heat 4 of 4 Finals				
3	Strydom, Kathryn	10	Mareeba	NT
4	Greenwood, Ellie	12	Saints	NT
5	Marek, Abbey	10	Central Cairns	NT
6	Hansor, Emily	9	Tobruk	NT

Event 25 Boys 11 & Over 200 LC Meter Backstroke

Lane	Name	Age	Team	Seed Time
Heat 1 of 1 Finals				
2	Dutton, Austin	12	Marlin Coast	3:07.98
3	Neilan, Kyle	16	Marlin Coast	2:42.86
4	Clark, Mark	16	Stingrays	2:26.11
5	Stemp, Aidan	14	Saints	2:35.26
6	Lockyer, Logan	11	Saints	2:52.16
7	Ganzevles, Biem	11	Stingrays	NT

Event 26 Girls 11 & Over 200 LC Meter Backstroke

Lane	Name	Age	Team	Seed Time
Heat 1 of 2 Finals				
1	Beck, Natalie	14	Stingrays	3:01.06
2	Wilkinson, Briarna	13	Saints	2:47.42
3	Turnbull, Kiana	18	Stingrays	2:41.39
4	Salecich, Emilee	16	Stingrays	2:26.15
5	Galea, Annabel	14	Saints	2:37.48
6	Rothwell, Aisling	15	Stingrays	2:42.16
7	Harris, Mia	17	Marlin Coast	2:53.59
8	Higginson, Isabella	13	Stingrays	3:01.11
Heat 2 of 2 Finals				
3	Greatorex, Sophie	12	Saints	3:03.15
4	Keith, Cara	16	Marlin Coast	3:01.13
5	Pedler, Naomi	13	Stingrays	3:02.21
6	Ganzevles, Jitte	13	Stingrays	3:17.55

Event 27 Boys 8 & Over 50 LC Meter Butterfly

Lane	Name	Age	Team	Seed Time
Heat 1 of 4 Finals				
1	Loveridge, Hugo	13	Marlin Coast	31.97
2	Hughes, Brady	16	Atherton	30.60
3	Foote, Nathan	19	Stingrays	28.49
4	Hendy, Jack	20	Stingrays	25.07
5	Lloyd, Connor	18	Stingrays	27.28
6	Oguchi, Takeru	14	Tas Swimming	30.19
7	Menzies, Bryce	15	Marlin Coast	31.69
8	Foote, Daniel	16	Stingrays	32.49
Heat 2 of 4 Finals				
1	Brammer, Henry	13	Mareeba	43.61
2	Butcher, Matthew	12	Tully	40.06
3	Mocci, Ludovico	14	Marlin Coast	36.68
4	Thouroude, Sebastien	14	Marlin Coast	32.94
5	Mundie, Joel	16	Central Cairns	33.48
6	Loveridge, Oscar	10	Marlin Coast	39.64
7	Harris, Liam	11	Central Cairns	41.83
8	Eade, David	21	Mareeba	44.22
Heat 3 of 4 Finals				
1	Robertson, Dylan	10	Saints	59.17
2	Mocci, Alessandro	12	Marlin Coast	52.58
3	Beck, Hayden	10	Stingrays	49.48
4	Craig, Koby	10	Central Cairns	46.50
5	Cheng, Joshua	10	Saints	46.84
6	Klemke, Jay	12	Edge Hill	49.98
7	Camarlinghi, Liam	9	Saints	54.35
8	Sweeper, Harley	10	Mareeba	1:00.25

2021 Cairns Stingrays LC Transition Meet - 12/09/2021

Meet Program

Heat 4 Finals (#27 Boys 8 & Over 50 LC Meter Butterfly)

2	Dwyer, Sebastian	12	Tobruk	NT	___
3	Hensen, Yannick	11	Mareeba	1:12.92	___
4	Snelling, Jesse	10	Tas Swimming	1:01.94	___
5	Ball, Jake	9	Tully	1:03.96	___
6	Loveridge, Archie	8	Marlin Coast	1:15.49	___
7	Yatsuyanagi, Haru	10	Edge Hill	NT	___

Event 28 Girls 8 & Over 50 LC Meter Butterfly

Lane	Name	Age	Team	Seed Time	
------	------	-----	------	-----------	--

Heat 1 of 6 Finals

1	Ganfield, Rayner	14	Stingrays	33.47	___
2	Carey, Paige	13	Mareeba	32.97	___
3	Taylor, Emily	15	Stingrays	30.58	___
4	Deane, Jessica	14	Stingrays	29.04	___
5	Morris, Lauren	15	Tas Swimming	29.79	___
6	Leighton, Talisha	15	Central Cairns	31.86	___
7	Kuwabara, Ema	16	Tas Swimming	33.18	___
8	Craig, Kyah	13	Central Cairns	34.19	___

Heat 2 of 6 Finals

1	Soda, Charlotte	16	Mareeba	38.83	___
2	Vickers, Emily	12	Marlin Coast	38.43	___
3	McIntyre, Ava	14	Central Cairns	37.36	___
4	Eveans, Lilly	15	Saints	35.59	___
5	Pullar, Emma	14	Stingrays	36.04	___
6	Harris, Mia	17	Marlin Coast	38.12	___
7	Jones, Kyah	10	Edge Hill	38.81	___
8	Molina, Jay	13	Marlin Coast	39.10	___

Heat 3 of 6 Finals

1	Percy, Jamie	11	Stingrays	41.87	___
2	Apap, Maddison	12	Tully	41.55	___
3	Travers-Mason, Kai	13	Stingrays	40.02	___
4	Sullivan, Claudia	12	Saints	39.39	___
5	Cummings, Georgia	12	Mareeba	39.39	___
6	Pearce, Grace	14	Saints	40.98	___
7	Hallett, Zara	13	Stingrays	41.85	___
8	Wilson, Zeske	15	Mareeba	42.82	___

Heat 4 of 6 Finals

1	Hogan, Casey	10	Central Cairns	48.13	___
2	Lulham, Arabella	11	Marlin Coast	46.08	___
3	Lewis, Elsie	10	Edge Hill	44.71	___
4	Nock, Miya	13	Marlin Coast	44.20	___
5	Esposito, Grace	11	Saints	44.61	___
6	Thouroude, Chantal	10	Marlin Coast	44.96	___
7	McMinimee, Cathie	11	Central Cairns	47.83	___
8	Hunter, Tanasyn	12	Mareeba	50.28	___

Heat 5 of 6 Finals

1	Drown, Piper	9	Tobruk	1:02.95	___
2	Lewis, Ivy	8	Edge Hill	1:01.26	___
3	Greenwood, Eva	9	Stingrays	55.18	___
4	Klemke, Emma	9	Edge Hill	50.50	___
5	Allcorn, Piper	9	Central Cairns	51.76	___
6	Cygler, Halle	9	Central Cairns	57.32	___
7	Strydom, Kathryn	10	Mareeba	1:02.20	___
8	Cracknell, Lucy	9	Stingrays	1:07.51	___

Heat 6 of 6 Finals

2	Papworth, Skyla	8	Central Cairns	NT	___
3	Mann, Hayley	11	Saints	NT	___
4	McCallum, Sophie	13	Tully	NT	___
5	Waller, Claudia	12	Central Cairns	NT	___
6	Hislop, Poppi	8	Edge Hill	NT	___
7	Sasaki, Sora	8	Edge Hill	NT	___

Event 29 Boys 11 & Over 200 LC Meter Freestyle

Lane	Name	Age	Team	Seed Time	
------	------	-----	------	-----------	--

Heat 1 of 2 Finals

1	Neilan, Kyle	16	Marlin Coast	2:24.92	___
2	Stemp, Aidan	14	Saints	2:16.43	___
3	Greatorex, Thomas	14	Tas Swimming	2:10.52	___
4	Williams, Lenny	16	Marlin Coast	2:04.99	___
5	Tenni, Joel	17	Tas Swimming	2:05.46	___
6	Martin, Patrick	16	Stingrays	2:15.61	___
7	Loveridge, Hugo	13	Marlin Coast	2:17.01	___
8	Dutton, Austin	12	Marlin Coast	2:26.30	___

Heat 2 of 2 Finals

2	Cerutti, Luke	12	Saints	3:10.50	___
3	Butcher, Matthew	12	Tully	2:40.63	___
4	Turnbull, Joel	16	Stingrays	2:26.30	___
5	Rowbotham, Matthew	11	Saints	2:39.98	___
6	Thouroude, Nicolas	12	Marlin Coast	2:54.94	___
7	Molford, Mark	11	Stingrays	NT	___

Event 30 Girls 11 & Over 200 LC Meter Freestyle

Lane	Name	Age	Team	Seed Time	
------	------	-----	------	-----------	--

Heat 1 of 2 Finals

1	Greatorex, Alexandra	17	Saints	2:34.99	___
2	Maszak, Naomi	17	Tas Swimming	2:28.70	___
3	Robinson, Rebecca	15	Tas Swimming	2:22.72	___
4	Salecich, Emilee	16	Stingrays	2:08.69	___
5	Tottman, Summer	13	Marlin Coast	2:18.00	___
6	Elliott, Cara	14	Tas Swimming	2:28.60	___
7	Eveans, Lilly	15	Saints	2:32.60	___

Heat 2 of 2 Finals

3	McCallum, Sophie	13	Tully	NT	___
4	Camarlinghi, Siahn	13	Saints	2:44.88	___
5	Greenwood, Ellie	12	Saints	NT	___

Event 31 Boys 8 & Over 50 LC Meter Breaststroke

Lane	Name	Age	Team	Seed Time	
------	------	-----	------	-----------	--

Heat 1 of 4 Finals

1	Thouroude, Nicolas	12	Marlin Coast	40.51	___
2	Elliott, Ryan	13	Tas Swimming	37.15	___
3	Hughes, Brady	16	Atherton	36.14	___
4	Hendy, Jack	20	Stingrays	31.30	___
5	An, Albert Damin	14	Tas Swimming	31.36	___
6	Milne, Nate	14	Stingrays	36.20	___
7	Foote, Daniel	16	Stingrays	39.18	___
8	Turnbull, Joel	16	Stingrays	42.18	___

2021 Cairns Stingrays LC Transition Meet - 12/09/2021

Meet Program

Heat 2 Finals (#31 Boys 8 & Over 50 LC Meter Breaststroke)

1	Mocci, Alessandro	12	Marlin Coast	50.83	___
2	Eade, David	21	Mareeba	49.30	___
3	Mundie, Joel	16	Central Cairns	47.64	___
4	Turnbull, Nathan	13	Tas Swimming	42.79	___
5	Mocci, Ludovico	14	Marlin Coast	43.65	___
6	Harris, Liam	11	Central Cairns	48.04	___
7	Loveridge, Oscar	10	Marlin Coast	49.40	___
8	Cheng, Joshua	10	Saints	52.50	___

Heat 3 of 4 Finals

1	Hensen, Yannick	11	Mareeba	1:06.44	___
2	Wilson, Ulrich	10	Mareeba	1:02.05	___
3	Turnbull, Noah	10	Tas Swimming	54.50	___
4	Brammer, Henry	13	Mareeba	52.69	___
5	Craig, Koby	10	Central Cairns	53.77	___
6	Ball, Jake	9	Tully	59.10	___
7	Loveridge, Archie	8	Marlin Coast	1:03.16	___
8	Camarlinghi, Liam	9	Saints	1:06.60	___

Heat 4 of 4 Finals

1	Yatsuyanagi, Haru	10	Edge Hill	NT	___
2	Mulherin, Jesse	10	Edge Hill	NT	___
3	Munro, Benji	11	Tobruk	1:16.91	___
4	Milne, Luis	10	Stingrays	1:07.04	___
5	Sweeper, Harley	10	Mareeba	1:15.38	___
6	Coyne-House, Harrison	10	Tobruk	1:31.01	___
7	Houlihan, Finn	10	Stingrays	NT	___
8	Waller, Frankie	8	Central Cairns	NT	___

Event 32 Girls 8 & Over 50 LC Meter Breaststroke

Lane	Name	Age	Team	Seed Time
------	------	-----	------	-----------

Heat 1 of 6 Finals

1	Sullivan, Claudia	12	Saints	45.85	___
2	Percy, Jamie	11	Stingrays	44.94	___
3	Soda, Charlotte	16	Mareeba	40.41	___
4	Taylor, Emily	15	Stingrays	34.98	___
5	Rothwell, Aisling	15	Stingrays	37.00	___
6	Craig, Kyah	13	Central Cairns	43.24	___
7	Harris, Riley	14	Central Cairns	45.23	___
8	Cummings, Georgia	12	Mareeba	47.03	___

Heat 2 of 6 Finals

1	Hamdorf, Addison	14	Tobruk	52.40	___
2	Nock, Miya	13	Marlin Coast	51.30	___
3	Harris, Mia	17	Marlin Coast	49.32	___
4	Vickers, Emily	12	Marlin Coast	47.16	___
5	Millar, Abbie	10	Malanda	48.38	___
6	Hunter, Tanasyn	12	Mareeba	50.95	___
7	Hogan, Casey	10	Central Cairns	52.22	___
8	Wilson, Zeske	15	Mareeba	52.43	___

Heat 3 of 6 Finals

1	Hansor, Emily	9	Tobruk	56.48	___
2	Lulham, Arabella	11	Marlin Coast	55.10	___
3	Pearce, Grace	14	Saints	54.54	___
4	Butcher, Tess	13	Tully	52.77	___
5	Dalmeyer, Eloise	10	Stingrays	53.67	___
6	Jones, Kyah	10	Edge Hill	55.07	___
7	Lewis, Elsie	10	Edge Hill	55.72	___
8	Allcorn, Piper	9	Central Cairns	57.10	___

Heat 4 of 6 Finals

1	Greenwood, Eva	9	Stingrays	1:03.62	___
2	Drown, Piper	9	Tobruk	1:02.29	___
3	Cyglar, Halle	9	Central Cairns	59.29	___
4	Cracknell, Lucy	9	Stingrays	57.31	___
5	McMinimee, Cathie	11	Central Cairns	57.80	___
6	Thouroude, Chantal	10	Marlin Coast	1:01.61	___
7	Strydom, Kathryn	10	Mareeba	1:02.76	___
8	Albrecht, Izabella	8	Tobruk	1:13.65	___

Heat 5 of 6 Finals

2	Mann, Hayley	11	Saints	NT	___
3	Hamdorf, Leni	9	Tobruk	1:43.51	___
4	Greenwood, Isabelle	8	Stingrays	1:17.64	___
5	Lewis, Ivy	8	Edge Hill	1:18.51	___
6	Waller, Claudia	12	Central Cairns	NT	___
7	Sasaki, Sora	8	Edge Hill	NT	___

Heat 6 of 6 Finals

3	Hislop, Poppi	8	Edge Hill	NT	___
4	Musumeci, Ella	8	Tobruk	NT	___
5	Libke, Elise	8	Tobruk	NT	___

Event 33 Boys 8 & Over 100 LC Meter Backstroke

Lane	Name	Age	Team	Seed Time
------	------	-----	------	-----------

Heat 1 of 2 Finals

1	Loveridge, Oscar	10	Marlin Coast	1:34.74	___
2	Elliott, Ryan	13	Tas Swimming	1:21.10	___
3	Stemp, Aidan	14	Saints	1:10.70	___
4	Woodward, Ryan	17	Stingrays	1:00.80	___
5	Menzies, Bryce	15	Marlin Coast	1:09.08	___
6	Neilan, Kyle	16	Marlin Coast	1:17.42	___
7	Dutton, Austin	12	Marlin Coast	1:25.60	___
8	Cerutti, Luke	12	Saints	1:38.19	___

Heat 2 of 2 Finals

1	Hensen, Yannick	11	Mareeba	2:09.96	___
2	Brammer, Henry	13	Mareeba	1:41.86	___
3	Snelling, Jesse	10	Tas Swimming	1:40.58	___
4	Mocci, Alessandro	12	Marlin Coast	1:39.19	___
5	Ganzevles, Biem	11	Stingrays	1:39.43	___
6	Turnbull, Noah	10	Tas Swimming	1:41.16	___
7	Eade, David	21	Mareeba	1:44.47	___
8	Ball, Jake	9	Tully	NT	___

Event 34 Girls 8 & Over 100 LC Meter Backstroke

Lane	Name	Age	Team	Seed Time
------	------	-----	------	-----------

Heat 1 of 4 Finals

1	Hanson, Jordaan	15	Tas Swimming	1:17.25	___
2	Waters, Amber	21	Stingrays	1:14.60	___
3	Turnbull, Kiana	18	Stingrays	1:09.70	___
4	Morris, Lauren	15	Tas Swimming	1:04.81	___
5	Robinson, Amber	15	Tas Swimming	1:09.30	___
6	Galea, Annabel	14	Saints	1:12.66	___
7	Robinson, Rebecca	15	Tas Swimming	1:16.93	___
8	Chen, Joanna	13	Tas Swimming	1:19.41	___

2021 Cairns Stingrays LC Transition Meet - 12/09/2021

Meet Program

Heat 2 Finals (#34 Girls 8 & Over 100 LC Meter Backstroke)

1	Ganzevles, Jitte	13	Stingrays	1:30.60	___
2	Travers-Mason, Kai	13	Stingrays	1:27.10	___
3	Harris, Mia	17	Marlin Coast	1:23.14	___
4	Greatorex, Sophie	12	Saints	1:19.97	___
5	Higginson, Isabella	13	Stingrays	1:22.75	___
6	Molina, Jay	13	Marlin Coast	1:26.01	___
7	Pullar, Emma	14	Stingrays	1:27.30	___
8	Pedler, Naomi	13	Stingrays	1:30.85	___

Heat 3 of 3 Finals

3	Hunter, Tanasyn	12	Mareeba	1:54.60	___
4	Vickers, Emily	12	Marlin Coast	1:36.10	___
5	Young, Lily	12	Marlin Coast	1:42.80	___

Heat 3 of 4 Finals

2	Stewart, Madeline	11	Stingrays	1:41.62	___
3	Hallett, Zara	13	Stingrays	1:34.41	___
4	Beck, Natalie	14	Stingrays	1:31.92	___
5	Young, Lily	12	Marlin Coast	1:32.76	___
6	Whitby, Rylee	13	Stingrays	1:36.64	___
7	Allcorn, Piper	9	Central Cairns	1:45.04	___

Heat 4 of 4 Finals

3	Albrecht, Izabella	8	Tobruk	NT	___
4	Marek, Abbey	10	Central Cairns	1:50.61	___
5	McCallum, Sophie	13	Tully	NT	___

Event 35 Boys 8 & Over 100 LC Meter Butterfly

Lane	Name	Age	Team	Seed Time
------	------	-----	------	-----------

Heat 1 of 2 Finals

1	Menzies, Bryce	15	Marlin Coast	1:08.24	___
2	Greatorex, Thomas	14	Tas Swimming	1:07.29	___
3	Williams, Lenny	16	Marlin Coast	1:03.13	___
4	Clark, Mark	16	Stingrays	1:01.89	___
5	Lloyd, Connor	18	Stingrays	1:01.91	___
6	Oguchi, Takeru	14	Tas Swimming	1:06.86	___
7	Loveridge, Hugo	13	Marlin Coast	1:07.73	___
8	Foote, Nathan	19	Stingrays	1:08.30	___

Heat 2 of 2 Finals

1	Galea, Jonathan	12	Saints	1:44.67	___
2	Thouroude, Nicolas	12	Marlin Coast	1:26.03	___
3	Rowbotham, Matthew	11	Saints	1:19.26	___
4	Mundie, Joel	16	Central Cairns	1:14.90	___
5	Stemp, Aidan	14	Saints	1:17.20	___
6	Thouroude, Sebastien	14	Marlin Coast	1:20.87	___
7	Loveridge, Oscar	10	Marlin Coast	1:34.28	___
8	Cheng, Joshua	10	Saints	NT	___

Event 36 Girls 8 & Over 100 LC Meter Butterfly

Lane	Name	Age	Team	Seed Time
------	------	-----	------	-----------

Heat 1 of 3 Finals

1	Millar, Kelsie	14	Malanda	1:13.59	___
2	Kuwabara, Ema	16	Tas Swimming	1:10.60	___
3	Snelling, Leah	14	Tas Swimming	1:07.55	___
4	Morris, Lauren	15	Tas Swimming	1:03.93	___
5	Deane, Jessica	14	Stingrays	1:05.98	___
6	Robinson, Amber	15	Tas Swimming	1:08.30	___
7	Tottman, Summer	13	Marlin Coast	1:10.90	___
8	Hanson, Jordaan	15	Tas Swimming	1:15.40	___

Heat 2 of 3 Finals

2	Sullivan, Claudia	12	Saints	1:29.14	___
3	Elliott, Cara	14	Tas Swimming	1:23.62	___
4	Greatorex, Sophie	12	Saints	1:19.07	___
5	Greatorex, Alexandra	17	Saints	1:21.80	___
6	Keith, Cara	16	Marlin Coast	1:26.10	___
7	Lulham, Arabella	11	Marlin Coast	1:29.30	___